

# CATALOGO 2012

## DAMAR SNC

VIA F.COPPI, 8  
23879 - VERDERIO INFERIORE (LC)

TEL. 039-514260    FAX 039-514254

E-MAIL    [info@damarnet.it](mailto:info@damarnet.it)



2

ADATTATORE GAS 45° MF GIREVOLE



		D	CH			
AD4005	AD. GAS 45° MF 1/8	1/8	14			
AD4006	AD. GAS 45° MF 1/4	1/4	19			
AD4010	AD. GAS 45° MF 3/8	3/8	22			
AD4013	AD. GAS 45° MF 1/2	1/2	27			
AD4016	AD. GAS 45° MF 5/8	5/8	30			
AD4019	AD. GAS 45° MF 3/4	3/4	32			
AD4025	AD. GAS 45° MF 1"	1"	38			
AD4032	AD. GAS 45° MF 1"1/4	1"1/4	50			
AD4038	AD. GAS 45° MF 1"1/2	1"1/2	55			
AD4050	AD. GAS 45° MF 2"	2"	65			

ADATTATORE GAS DIR MF GIREVOLE





		D	D1	CH		
ADA005	AD. GAS DIR MF 1/8	1/8	1/8	14		
ADA006	AD. GAS DIR MF 1/4	1/4	1/4	19		
ADA006-10	AD. GAS DIR MF 1/4-3/8	1/4	3/8	19		
ADA006-13	AD. GAS DIR MF 1/4-1/2	1/4	1/2	27		
ADA010	AD. GAS DIR MF 3/8	3/8	3/8	22		
ADA010-06	AD. GAS DIR MF 3/8-1/4	3/8	1/4	22		
ADA010-13	AD. GAS DIR MF 3/8-1/2	3/8	1/2	22		
ADA013	AD. GAS DIR MF 1/2	1/2	1/2	27		
ADA013-10	AD. GAS DIR MF 1/2-3/8	1/2	3/8	27		
ADA013-19	AD. GAS DIR MF 1/2-3/4	1/2	3/4	27		
ADA019	AD. GAS DIR MF 3/4	3/4	3/4	32		
ADA019-13	AD. GAS DIR MF 3/4-1/2	3/4	1/2	32		
ADA025	AD. GAS DIR MF 1"	1"	1"	38		
ADA032	AD. GAS DIR MF 1"1/4	1"1/4	1"1/4	50		
ADA038	AD. GAS DIR MF 1"1/2	1"1/2	1"1/2	55		
ADA050	AD. GAS DIR MF 2"	2"	2"	65		


ADATTATORE DIR GAS M CON-F GIREVOLE





		D	CH			
ADAC006	AD. DIR GAS CON 1/4	1/4	17			
ADAC010	AD. DIR GAS CON 3/8	3/8	22			
ADAC013	AD. DIR GAS CON 1/2	1/2	27			
ADAC019	AD. DIR GAS CON 3/4	3/4	32			
ADAC025	AD. DIR GAS CON 1"	1"	38			
ADAC032	AD. DIR GAS CON 1"1/4	1"1/4	50			
ADAC038	AD. DIR GAS CON 1"1/2	1"1/2	55			


	ADATT. DIR GAS M CIL F GIREVOLE JIC		D	D1			
	ADAJ06-11	AD. DIR MF 1/4-7/16 JIC	1/4	7/16			
	ADAJ06-13	AD. DIR MF 1/4-1/2 JIC	1/4	1/2			
	ADAJ06-14	AD. DIR MF 1/4-9/16 JIC	1/4	9/16			
	ADAJ10-14	AD. DIR MF 3/8-9/16 JIC	3/8	9/16			
	ADAJ10-19	AD. DIR MF 3/8-3/4 JIC	3/8	3/4			
	ADAJ13-19	AD. DIR MF 1/2-3/4 JIC	1/2	3/4			
	ADAJ13-22	AD. DIR MF 1/2-7/8 JIC	1/2	7/8			
	ADAJ13-27	AD. DIR MF 1/2-1"1/16 JIC	1/2	1"1/16			
	ADAJ19-27	AD. DIR MF 3/4-1"1/16 JIC	3/4	1"1/16			
	ADAJ25-33	AD. DIR MF 1"-1"5/16 JIC	1"	1"5/16			
	ADAJ32-41	AD. DIR MF 1"1/4-1"5/8 JIC	1"1/4	1"5/8			
	ADAJ38-47	AD. DIR MF 1"1/2-1"7/8 JIC	1"1/2	1"7/8			


	ADATTATORE GAS 90° MF GIREVOLE		D	CH			
	A DB000005	AD. GAS 90° MF 1/8	1/8	14			
	A DB000006	AD. GAS 90° MF 1/4	1/4	19			
	A DB000010	AD. GAS 90° MF 3/8	3/8	22			
	A DB000013	AD. GAS 90° MF 1/2	1/2	27			
	A DB000016	AD. GAS 90° MF 5/8	5/8	30			
	A DB000019	AD. GAS 90° MF 3/4	3/4	32			
	A DB000025	AD. GAS 90° MF 1"	1"	38			
	A DB000032	AD. GAS 90° MF 1"1/4	1"1/4	50			
	A DB000038	AD. GAS 90° MF 1"1/2	1"1/2	55			
A DB000050	AD. GAS 90° MF 2"	2"	65				


	ADATTATORE GAS DIR FF GIREVOLE		D	CH			
	A DC000006	AD. GAS DIR FF 1/4	1/4	19			
	A DC000010	AD. GAS DIR FF 3/8	3/8	22			
	A DC000013	AD. GAS DIR FF 1/2	1/2	27			
	A DC000019	AD. GAS DIR FF 3/4	3/4	32			
	A DC000025	AD. GAS DIR FF 1"	1"	38			
	A DC000032	AD. GAS DIR FF 1"1/4	1"1/4	50			
A DC000038	AD. GAS DIR FF 1"1/2	1"1/2	55				


	ADATTATORE DIR GAS JIC FF GIREVOLE		D	D1			
	ADCJ06-11	AD. DIR FF 1/4-7/16 JIC	1/4	7/16			
	ADCJ19-27	AD. DIR FF 3/4-1"1/16 JIC	3/4	1"1/16			
	ADCJ25-33	AD. DIR FF 1"-1"5/16 JIC	1"	1"5/16			


	ADATTATORE GAS 90° FF GIREVOLE		D	CH			
	ADD000005	ADATTATORE GAS FF 90°1/8	1/8	14			
	ADD000006	ADATTATORE GAS FF 90°1/4	1/4	19			
	ADD000010	ADATTATORE GAS FF 90°3/8	3/8	22			
	ADD000013	ADATTATORE GAS FF 90°1/2	1/2	27			
	ADD000019	ADATTATORE GAS FF 90°3/4	3/4	32			
	ADD000025	ADATTATORE GAS FF 90°1"	1"	38			
	ADD000032	ADATTATORE GAS FF 90°1"1/4	1"1/4	50			
	ADD000038	ADATTATORE GAS FF 90°1"1/2	1"1/2	55			
ADD000050	ADATTATORE GAS FF 90° 2"	2"	65				


	ADATTATORE GAS 45° FF GIREVOLE		D	CH			
	ADD4006	ADATTATORE GAS 45° FF 1/4	1/4	19			
	ADD4010	ADATTATORE GAS 45° FF 3/8	3/8	22			
	ADD4013	ADATTATORE GAS 45° FF 1/2	1/2	27			
	ADD4019	ADATTATORE GAS 45° FF 3/4	3/4	32			
	ADD4025	ADATTATORE GAS 45° FF 1"	1"	38			
	ADD4032	ADATTATORE GAS 45° FF 1"1/4	1"1/4	50			
	ADD4038	ADATTATORE GAS 45° FF 1"1/2	1"1/2	55			
	ADD4050	ADATTATORE GAS 45° FF 2"	2"	65			


	ADATTATORE METRICO DIR MF GIREVOLE		D	CH			
	ADE000014	AD. MET DIR MF 14x1,5	14x1,5	19			
	ADE000016	AD. MET DIR MF 16x1,5	16x1,5	22			
	ADE000018	AD. MET DIR MF 18x1,5	18x1,5	24			
	ADE000020	AD. MET DIR MF 20x1,5	20x1,5	24			
	ADE000022	AD. MET DIR MF 22x1,5	22x1,5	27			
	ADE000026	AD. MET DIR MF 26x1,5	26x1,5	32			
	ADE000030	AD. MET DIR MF 30x1,5	30x1,5	36			


	ADATTATORE METRICO 90° MF GIREVOLE		D	CH			
	ADF000014	AD. MET 90°MF 14x1,5	14x1,5	19			
	ADF000016	AD. MET 90°MF 16x1,5	16x1,5	22			
	ADF000018	AD. MET 90°MF 18x1,5	18x1,5	24			
	ADF000020	AD. MET 90°MF 20x1,5	20x1,5	24			
	ADF000022	AD. MET 90°MF 22x1,5	22x1,5	27			
	ADF000024	AD. MET 90°MF 24x1,5	24x1,5	27			
	ADF000026	AD. MET 90°MF 26x1,5	26x1,5	32			
	ADF000030	AD. MET 90°MF 30x1,5	30x1,5	36			
ADF000036	AD. MET 90°MF 36x2	36x2	41				

	ADATTATORE METRICO 90° MF GIREVOLE		D	CH			
	ADF4014	AD. MET 45°MF 14x1,5	14x1,5	19			
	ADF4016	AD. MET 45°MF 16x1,5	16x1,5	22			
	ADF4018	AD. MET 45°MF 18x1,5	18x1,5	24			
	ADF4020	AD. MET 45°MF 20x1,5	20x1,5	24			
	ADF4022	AD. MET 45°MF 22x1,5	22x1,5	27			


	ADATTATORE METRICO DIR FF GIREVOLE		D	CH			
	ADG000014	AD. MET DIR FF 14x1,5	14x1,5	19			
	ADG000016	AD. MET DIR FF 16x1,5	16x1,5	22			
	ADG000018	AD. MET DIR FF 18x1,5	18x1,5	24			
	ADG000020	AD. MET DIR FF 20x1,5	20x1,5	24			
	ADG000022	AD. MET DIR FF 22x1,5	22x1,5	27			
	ADG000026	AD. MET DIR FF 26x1,5	26x1,5	32			
	ADG000030	AD. MET DIR FF 30x1,5	30x1,5	36			


	ADATTATORE METRICO 90°MF GIREVOLE		D	CH			
	ADH000014	AD. MET FF 90°14x1,5	14x1,5	19			
	ADH000016	AD. MET FF 90°16x1,5	16x1,5	22			
	ADH000018	AD. MET FF 90°18x1,5	18x1,5	24			
	ADH000020	AD. MET FF 90°20x1,5	20x1,5	24			
	ADH000022	AD. MET FF 90°22x1,5	22x1,5	27			
	ADH000026	AD. MET FF 90°26x1,5	26x1,5	32			
	ADH000030	AD. MET FF 90°26x1,5	30x1,5	36			


	ADATTATORE METRICO 90°MF GIREVOLE		D	CH			
	ADH4014	AD. MET FF 90°14x1,5	14x1,5	19			
	ADH4016	AD. MET FF 90°16x1,5	16x1,5	22			
	ADH4018	AD. MET FF 90°18x1,5	18x1,5	24			
	ADH4020	AD. MET FF 90°20x1,5	20x1,5	24			
	ADH4022	AD. MET FF 90°22x1,5	22x1,5	27			


	ADATTATORE METRICO-GAS MF GIREVOLE		D	D1	CH		
	ADI006-14	AD. MF 1/4-14x1,5	1/4	14x1,5	19		
	ADI006-16	AD. MF 1/4-16x1,5	1/4	16x1,5	22		
	ADI010-16	AD. MF 3/8-16x1,5	3/8	16x1,5	22		
	ADI010-18	AD. MF 3/8-18x1,5	3/8	18x1,5	24		
	ADI013-22	AD. MF 1/2-22x1,5	1/2	22x1,5	27		
	ADI016-06	AD. MF 16x1,5-1/4	16x1,5	1/4	19		
	ADI016-10	AD. MF 16x1,5-3/8	16x1,5	3/8	22		


	ADATT. DIR JIC MF GIREVOLE		D	D1			
	ADJ011-14	ADATT. JIC MF GIR 7/16-9/16	7/16	9/16			
	ADJ014-19	ADATT. JIC MF GIR 9/16-3/4	9/16	3/4			
	ADJ019-27	ADATT. JIC MF GIR 3/4-1"1/16	3/4	1"1/16			
	ADJ027-33	ADATT. JIC MF GIR 1"1/16-1"5/16	1"1/16	1"5/16			
	ADJ033-41	ADATT. JIC MF GIR 1"5/16-1"5/8	1"5/16	1"5/8			
	ADJ041-47	ADATT. JIC MF GIR 1"5/8-1"7/8	1"5/8	1"7/8			


	ADATT. PORTAMANOMETRO GAS CILINDRICO		D	D1	CH		
	ADL006-06	AD. PM 1/4-1/4	1/4	1/4	19		
	ADL006-13	AD. PM 1/4-1/2	1/4	1/2	27		
	ADL013-06	AD. PM 1/2-1/4	1/2	1/4	19		
	ADL013-13	AD. PM 1/2-1/2	1/2	1/2	27		
	ADATT. PORTAMANOMETRO GAS CONICO		D	D1	CH		
	ADLC006	AD. PM 1/4-1/4CON	1/4	1/4	19		
	ADLC013	AD. PM 1/2-1/2CON	1/2	1/2	27		


	ADATT. DIR GAS M NPT F GIREVOLE JIC		D	D1			
	ADTJ06-11	AD. DIR MF 1/4 NPT-7/16 JIC	1/4	7/16			
	ADTJ06-13	AD. DIR MF 1/4 NPT-1/2 JIC	1/4	1/2			
	ADTJ06-14	AD. DIR MF 1/4 NPT-9/16 JIC	1/4	9/16			
	ADTJ10-14	AD. DIR MF 3/8 NPT-9/16 JIC	3/8	9/16			
	ADTJ10-19	AD. DIR MF 3/8 NPT-3/4 JIC	3/8	3/4			
	ADTJ13-19	AD. DIR MF 1/2 NPT-3/4 JIC	1/2	3/4			
	ADTJ13-22	AD. DIR MF 1/2 NPT-7/8 JIC	1/2	7/8			
	ADTJ13-27	AD. DIR MF 1/2 NPT-1"1/16 JIC	1/2	1"1/16			
	ADTJ19-27	AD. DIR MF 3/4 NPT-1"1/16 JIC	3/4	1"1/16			
	ADTJ25-33	AD. DIR MF 1" NPT-1"5/16 JIC	1"	1"5/16			
	ADTJ32-41	AD. DIR MF 1"1/4 NPT-1"5/8 JIC	1"1/4	1"5/8			
	ADTJ38-47	AD. DIR MF 1"1/2 NPT-1"7/8 JIC	1"1/2	1"7/8			


		BOCCOLA R1A A PRESSARE			D	D1	L		
	BC1005	BOCCOLA R1 3/16	16	3/16	28				
	BC1006	BOCCOLA R1 1/4	20	1/4	30				
	BC1008	BOCCOLA R1 5/16	21	5/16	31				
	BC1010	BOCCOLA R1 3/8	24	3/8	32				
	BC1013	BOCCOLA R1 1/2	28	1/2	36				
	BC1016	BOCCOLA R1 5/8	31	5/8	41				
	BC1019	BOCCOLA R1 3/4	36	3/4	45				
	BC1025	BOCCOLA R1 1"	43	1"	50				
	BC1032	BOCCOLA R1 1"1/4	52	1"1/4	52				
	BC1038	BOCCOLA R1 1"1/2	58	1"1/2	54				
	BC1050	BOCCOLA R1 2"	70	2"	60				

		BOCCOLA R1T A PRESSARE			D	D1	L		
	BC1T005	BOCCOLA R1T 3/16	16	3/16	28				
	BC1T006	BOCCOLA R1T 1/4	20	1/4	30				
	BC1T008	BOCCOLA R1T 5/16	21	5/16	31				
	BC1T010	BOCCOLA R1T 3/8	24	3/8	32				
	BC1T013	BOCCOLA R1T 1/2	28	1/2	36				
	BC1T016	BOCCOLA R1T 5/8	31	5/8	41				
	BC1T019	BOCCOLA R1T 3/4	36	3/4	45				
	BC1T025	BOCCOLA R1T 1"	43	1"	50				
	BC1T032	BOCCOLA R1T 1"1/4	52	1"1/4	52				
	BC1T038	BOCCOLA R1T 1"1/2	58	1"1/2	54				


		BOCCOLA 1SC/2SC A PRESSARE			D	D1	L		
	BC1SC006	BOCCOLA 1SC/2SC 1/4	20	1/4	30				
	BC1SC008	BOCCOLA 1SC/SC 5/16	22	5/16	30				
	BC1SC010	BOCCOLA 1SC/2SC 3/8	24	3/8	32				
	BC1SC013	BOCCOLA 1SC/2SC 1/2	28	1/2	34				
	BC1SC016	BOCCOLA 1SC/2SC 5/8	32	5/8	37				
	BC1SC019	BOCCOLA 1SC/2SC 3/4	35	3/4	42				
	BC1SC025	BOCCOLA 1SC/2SC 1"	43	1"	51				


		BOCCOLA R2A A PRESSARE			D	D1	L		
	BC2005	BOCCOLA R2 3/16	17	3/16	28				
	BC2006	BOCCOLA R2 1/4	21	1/4	30				
	BC2008	BOCCOLA R2 5/16	24	5/16	31				
	BC2010	BOCCOLA R2 3/8	25	3/8	32				
	BC2013	BOCCOLA R2 1/2	29	1/2	36				
	BC2016	BOCCOLA R2 5/8	33	5/8	41				
	BC2019	BOCCOLA R2 3/4	38	3/4	45				
	BC2025	BOCCOLA R2 1"	46	1"	50				
	BC2032	BOCCOLA R2 1"1/4	60	1"1/4	52				
	BC2038	BOCCOLA R2 1"1/2	78	1"1/2	54				
	BC2050	BOCCOLA R2 2"	80	2"	60				

BOCCOLA R2T A PRESSARE		D	D1	L		
	BC2T006	BOCCOLA R2 T 1/4	21	1/4	30	
	BC2T008	BOCCOLA R2 T 5/16	24	5/16	31	
	BC2T010	BOCCOLA R2 T 3/8	25	3/8	32	
	BC2T013	BOCCOLA R2 T 1/2	29	1/2	36	
	BC2T016	BOCCOLA R2 T 5/8	33	5/8	41	
	BC2T019	BOCCOLA R2 T 3/4	38	3/4	45	
	BC2T025	BOCCOLA R2 T 1"	46	1"	50	
	BC2T032	BOCCOLA R2T 1"1/4	60	1"1/4	52	
	BC2T038	BOCCOLA R2T 1"1/2	65	1"1/2	54	

BOCCOLA R1T/R2T A PRESSARE		D	D1	L		
	BC12T005	BOCCOLA R1T/R2T 3/16	17	3/16	28	
	BC12T006	BOCCOLA R1T/R2T 1/4	21	1/4	30	
	BC12T008	BOCCOLA R1T/R2T 5/16	24	5/16	31	
	BC12T010	BOCCOLA R1T/R2T 3/8	25	3/8	32	
	BC12T013	BOCCOLA R1T/R2T 1/2	29	1/2	36	
	BC12T016	BOCCOLA R1T/R2T 5/8	33	5/8	41	
	BC12T019	BOCCOLA R1T/R2T 3/4	36	3/4	42	
	BC12T025	BOCCOLA R1T/R2T 1"	46	1"	50	
	BC12T032	BOCCOLA R1T/R2T 1"1/4	60	1"1/4	52	
	BC12T038	BOCCOLA R1T/R2T 1"1/2	65	1"1/2	54	
	BC12T050	BOCCOLA R1T/R2T 2"	78	2"	60	
	BC12T060	BOCCOLA R1T/R2T 2"1/2	95	2"1/2	72	
	BC12T070	BOCCOLA R1T/R2T 3"	110	3"	80	


BOCCOLA R17 A PRESSARE		D	D1	L		
	BC17006	BOCCOLA R17 1/4	18	1/4	30	
	BC17008	BOCCOLA R17 5/16	20	5/16	30	
	BC17010	BOCCOLA R17 3/8	22	3/8	32	
	BC17013	BOCCOLA R17 1/2	26	1/2	34	
	BC17016	BOCCOLA R17 5/8	30	5/8	37	
	BC17019	BOCCOLA R17 3/4	33	3/4	42	
	BC17025	BOCCOLA R17 1"	41	1"	51	


BOCCOLA R3 A PRESSARE		D	D1			
	BC3006	BOCCOLA R3 1/4		1/4		
	BC3010	BOCCOLA R3 3/8		3/8		
	BC3013	BOCCOLA R3 1/2		1/2		
	BC3019	BOCCOLA R3 3/4		3/4		
	BC3025	BOCCOLA R3 1"		1"		


BOCCOLA R5 A PRESSARE		D	D1			
	BC5006	BOCCOLA R5 1/4		1/4		
	BC5008	BOCCOLA R5 5/16		5/16		
	BC5010	BOCCOLA R5 3/8		3/8		
	BC5013	BOCCOLA R5 1/2		1/2		
	BC5022	BOCCOLA R5 7/8		7/8		
	BC5025	BOCCOLA R5 1"1/8		1"1/8		
	BC5032	BOCCOLA R5 1"1/4		1"1/4		


Ci riserviamo di apportare modifiche senza alcun obbligo di preavviso





BOCCOLA R6 - R7 A PRESSARE		D	D1	L		
	BC7004	BOCCOLA R7 1/8				
	BC7005	BOCCOLA R7 3/16	14	3/16	25	
	BC7006	BOCCOLA R7 1/4	16	1/4	28	
	BC7008	BOCCOLA R7 5/16	19	5/16	30	
	BC7010	BOCCOLA R7 3/8	21	3/8	31	
	BC7013	BOCCOLA R7 1/2	25	1/2	32	
	BC7019	BOCCOLA R7 3/4	32	3/4	36	
	BC7025	BOCCOLA R7 1"		1"		


BOCCOLA HP1		D	D1	L		
	BCHP1005	BOCCOLA HP1 3/16	15	3/16	25	
	BCHP1006	BOCCOLA HP1 1/4	17	1/4	28	
	BCHP1008	BOCCOLA HP1 5/16	19	5/16	30	
	BCHP1010	BOCCOLA HP1 3/8	21	3/8	31	
	BCHP1013	BOCCOLA HP1 1/2	25	1/2	32	
	BCHP1019	BOCCOLA HP1 3/4	32	3/4	36	


BOCCOLA R9R A PRESSARE (4SP)		D	D1	L		
	BC9R006	BOCCOLA R9R 1/4		1/4		
	BC9R010	BOCCOLA R9R 3/8	26	3/8	35	
	BC9R013	BOCCOLA R9R 1/2	30	1/2	38	
	BC9R016	BOCCOLA R9R 5/8	33	5/8	39	
	BC9R019	BOCCOLA R9R 3/4	38	3/4	46	
	BC9R025	BOCCOLA R9R 1"	46	1"	60	
	BC9R032	BOCCOLA R9R 1"1/4	55	1"1/4	66	
	BC9R038	BOCCOLA R9R 1"1/2	65	1"1/2	77	
	BC9R050	BOCCOLA R9R 2"	78	2"	80	


BOCCOLA 4SH A PRESSARE		D	D1	L		
	BC4SH019	BOCCOLA 4SH 3/4 (=BC9R019)	38	3/4	46	
	BC4SH025	BOCCOLA 4SH 1" (=BC9R025)	46	1"	60	
	BC4SH032	BOCCOLA 4SH 1"1/4	52	1"1/4	66	
	BC4SH038	BOCCOLA 4SH 1"1/2	62	1"1/2	77	
	BC4SH050	BOCCOLA 4SH 2"	78	2"	80	

BOCCOLA PTFE		D	D1	L		
	BCT005	BOCCOLA PTFE 3/16	13	3/16	23	
	BCT006	BOCCOLA PTFE 1/4	14	1/4	27	
	BCT008	BOCCOLA PTFE 5/16	17	5/16	28	
	BCT010	BOCCOLA PTFE 3/8	19	3/8	31	
	BCT013	BOCCOLA PTFE 1/2	24	1/2	34	
	BCT019	BOCCOLA PTFE 3/4	33	3/4	43	
	BCT025	BOCCOLA PTFE 1"		1"		

	BULLONE CAVO GAS		D	L	CH		
	BLA000005	BULLONE CAVO 1/8	1/8	26	14		
	BLA000006	BULLONE CAVO 1/4	1/4	35	19		
	BLA000010	BULLONE CAVO 3/8	3/8	39	22		
	BLA000013	BULLONE CAVO 1/2	1/2	48	27		
	BLA000016	BULLONE CAVO 5/8	5/8				
	BLA000019	BULLONE CAVO 3/4	3/4	56	32		
	BLA000025	BULLONE CAVO 1"	1"	72	38		

	BULLONE CAVO METRICO		L	CH		
	BLB06-100	6x1				
	BLB08-100	8x1				
	BLB10-100	10x1	26	14		
	BLB10-150	10x1,5				
	BLB12-100	12x1				
	BLB12-125	12x1,25				
	BLB12-150	12x1,5	30	17		
	BLB14-150	14x1,5	34	19		
	BLB16-150	16x1,5	39	22		
	BLB18-150	18x1,5	44	24		
	BLB20-150	20x1,5	46	27		
	BLB22-150	22x1,5	50	27		
	BLB24-150	24x1,5	41	30		
	BLB26-150	26x1,5	43	32		
BLB30-150	30x1,5	47	36			

	BULLONE CAVO DOPPIO GAS		L	CH		
	BLD005	1/8	40	14		
	BLD006	1/4	48	19		
	BLD010	3/8	58	22		
	BLD013	1/2	72	27		
	BLD019	3/4		32		
	BLD025	1"		38		

	BULLONE CAVO DOPPIO METRICO		L	CH		
	BLE008	8x1				
	BLE010	10x1	40	14		
	BLE012	12x1,5	43	17		
	BLE014	14x1,5	48	19		
	BLE016	16x1,5	58	22		
	BLE018	18x1,5	60	24		
	BLE020	20x1,5				
	BLE022	22x1,5	72	27		




OCCHIO GAS A PRESSARE		D	D1			
OCA005-06	OCCHIO GAS 1/8-1/4	1/8	1/4			
OCA006-05	OCCHIO GAS 1/4-3/16	1/4	3/16			
OCA006-06	OCCHIO GAS 1/4-1/4	1/4	1/4			
OCA006-08	OCCHIO GAS 1/4-5/16	1/4	5/16			
OCA006-10	OCCHIO GAS 1/4-3/8	1/4	3/8			
OCA010-06	OCCHIO GAS 3/8-1/4	3/8	1/4			
OCA010-08	OCCHIO GAS 3/8-5/16	3/8	5/16			
OCA010-10	OCCHIO GAS 3/8-3/8	3/8	3/8			
OCA010-13	OCCHIO GAS 3/8-1/2	3/8	1/2			
OCA013-06	OCCHIO GAS 1/2-1/4	1/2	1/4			
OCA013-08	OCCHIO GAS 1/2-5/16	1/2	5/16			
OCA013-10	OCCHIO GAS 1/2-3/8	1/2	3/8			
OCA013-13	OCCHIO GAS 1/2-1/2	1/2	1/2			
OCA013-16	OCCHIO GAS 1/2-5/8	1/2	5/8			
OCA016-13	OCCHIO GAS 5/8-1/2	5/8	1/2			
OCA019-19	OCCHIO GAS 3/4-3/4	3/4	3/4			
OCA025-25	OCCHIO GAS 1"-1"	1"	1"			





OCCHIO METRICO A PRESSARE		D	D1			
OCB010-05	OCCHIO 10-3/16	10	3/16			
OCB010-06	OCCHIO 10-1/4	10	1/4			
OCB012-06	OCCHIO 12-1/4	12	1/4			
OCB012-08	OCCHIO 12-5/16	12	5/16			
OCB014-06	OCCHIO 14-1/4	14	1/4			
OCB014-08	OCCHIO 14-5/16	14	5/16			
OCB014-10	OCCHIO 14-3/8	14	3/8			
OCB016-06	OCCHIO 16-1/4	16	1/4			
OCB016-08	OCCHIO 16-5/16	16	5/16			
OCB016-10	OCCHIO 16-3/8	16	3/8			
OCB018-06	OCCHIO 18-1/4	18	1/4			
OCB018-10	OCCHIO 18-3/8	18	3/8			
OCB018-13	OCCHIO 18-1/2	18	1/2			
OCB020-10	OCCHIO 20-3/8	20	3/8			
OCB022-10	OCCHIO 22-3/8	22	3/8			
OCB022-13	OCCHIO 22-1/2	22	1/2			





OCCHIO FILETTATO		D	D1			
OCC005	OCCHIO FIL 1/8	1/8	1/8			
OCC006	OCCHIO FIL 1/4	1/4	1/4			
OCC010	OCCHIO FIL 3/8	3/8	3/8			
OCC010-06	OCCHIO FIL 3/8-1/4	3/8	1/4			
OCC013	OCCHIO FIL 1/2	1/2	1/2			
OCC013-10	OCCHIO FIL 1/2-3/8	1/2	3/8			
OCC019	OCCHIO FIL 3/4	3/4	3/4			
OCC025	OCCHIO FIL 1"	1"	1"			


	OCCHIO METRICO FILETTATO METRICO		D	D1			
	OCG010	OCCHIO MET FIL 10x1	10x1	10x1			
	OCG012	OCCHIO MET FIL 12x1,5	12x1,5	12x1,5			
	OCG014	OCCHIO MET FIL 14x1,5	14x1,5	14x1,5			
	OCG016	OCCHIO MET FIL 16x1,5	16x1,5	16x1,5			
	OCG018	OCCHIO MET FIL 18x1,5	18x1,5	18x1,5			
	OCG020	OCCHIO MET FIL 20x1,5	20x1,5	20x1,5			
	OCG022	OCCHIO MET FIL 22x1,5	22x1,5	22x1,5			
	OCG026	OCCHIO MET FIL 26x1,5	26x1,5	26x1,5			


	OCCHIO GAS FILETTATO METRICO		D	D1			
	OCI006-14	OCCHIO 1/4 FIL 14x1,5	1/4	14x1,5			
	OCI010-14	OCCHIO 3/8 FIL 14x1,5	3/8	1/4			
	OCI010-16	OCCHIO 3/8 FIL 16x1,5	3/8	3/8			
	OCI010-18	OCCHIO 3/8 FIL 18x1,5	3/8	1/4			
	OCI013-18	OCCHIO 1/2 FIL 18x1,5	1/2	1/2			
OCI013-22	OCCHIO 1/2 FIL 22x1,5	1/2	3/8				

	OCCHIO METRICO FILETTATO GAS		D	D1			
	OCI014-06	OCCHIO 14x1,5 FIL 1/4	14x1,5	1/4			
	OCI014-10	OCCHIO 14x1,5 FIL 3/8	14x1,5	3/8			
	OCI016-10	OCCHIO 16x1,5 FIL 3/8	16x1,5	3/8			
	OCI018-10	OCCHIO 18x1,5 FIL 3/8	18x1,5	3/8			
	OCI018-13	OCCHIO 18x1,5 FIL 1/2	18x1,5	1/2			
	OCI022-10	OCCHIO 22x1,5 FIL 3/8	22x1,5	3/8			
OCI022-13	OCCHIO 22x1,5 FIL 1/2	22x1,5	1/2				

	OCCHIO FILETTATO CON BATTUTA		D	D1			
	OCCB006	OCCHIO FILET BATTUTA 1/4	1/4	1/4			
	OCCB010	OCCHIO FILET BATTUTA 3/8	3/8	3/8			
	OCCB013	OCCHIO FILET BATTUTA 1/2	1/2	1/2			
OCCB019	OCCHIO FILET BATTUTA 3/4	3/4	3/4				

	DADO GAS A PRESSARE		D		CH		
	DPG006	DADO 1/4 PR	1/4		19		
	DPG010	DADO 3/8 PR	3/8		22		
	DPG013	DADO 1/2 PR	1/2		27		
	DPG016	DADO 5/8 PR	5/8		30		
	DPG019	DADO 3/4 PR	3/4		32		
	DPG025	DADO 1" PR	1"		38		
	DPG032	DADO 1"1/4 PR	1"1/4		50		
	DPG038	DADO 1"1/2 PR	1"1/2		55		
DPG050	DADO 2" PR	2"		65			

DADO JIC A PRESSARE		D	CH		
	DPJ011	DADO 7/16 JIC PR	7/16	14	
	DPJ013	DADO 1/2 JIC PR	1/2	17	
	DPJ014	DADO 9/16 JIC PR	9/16	19	
	DPJ016	DADO 5/8 JIC PR	5/8	22	
	DPJ019	DADO 3/4 JIC PR	3/4	24	
	DPJ022	DADO 7/8 JIC PR	7/8	27	
	DPJ027	DADO 1"1/16 JIC PR	1"1/16	32	
	DPJ033	DADO 1"5/16 JIC PR	1"5/16	38	
	DPJ041	DADO 1"5/8 JIC PR	1"5/8	50	
	DPJ047	DADO 1"7/8 JIC PR	1"7/8	55	

DADO METRICO A PRESSARE		D	CH		
	DPM012	DADO 12X1,5 PR	12x1,5	17	
	DPM014	DADO 14X1,5 PR	14x1,5	19	
	DPM016	DADO 16X1,5 PR	16x1,5	22	
	DPM018	DADO 18X1,5 PR	18x1,5	24	
	DPM020	DADO 20X1,5 PR	20x1,5	24	
	DPM022	DADO 22X1,5 PR	22x1,5	27	
	DPM024	DADO 24X1,5 PR	24x1,5	30	
	DPM026	DADO 26X1,5 PR	26x1,5	32	

DADO SERIE "L" X FE/OR		D	CH		
	DSL006	DADO 6L - 12X1,5	12x1,5	17	
	DSL008	DADO 8L - 14X1,5	14x1,5	19	
	DSL010	DADO 10L - 16X1,5	16x1,5	19	
	DSL012	DADO 12L - 18X1,5	18x1,5	22	
	DSL015	DADO 15L - 22X1,5	22x1,5	27	
	DSL018	DADO 18L - 26X1,5	26x1,5	32	
	DSL022	DADO 22L - 30X2	30x2	36	
	DSL028	DADO 28L - 36X2	36x2	41	
	DSL035	DADO 35L - 45X2	45x2	50	
	DSL042	DADO 42L - 52X2	52x2	60	

DADO SERIE "S" X FE/OR		D	CH		
	DSS006	DADO 6S - 14X1,5	14x1,5	17	
	DSS008	DADO 8S - 16X1,5	16x1,5	19	
	DSS010	DADO 10S - 18X1,5	18x1,5	22	
	DSS012	DADO 12S - 20X1,5	20x1,5	24	
	DSS014	DADO 14S - 22X1,5	22x1,5	27	
	DSS016	DADO 16S - 24X1,5	24x1,5	30	
	DSS020	DADO 20S - 30X2	30x2	36	
	DSS025	DADO 25S - 36X2	36x2	46	
	DSS030	DADO 30S - 42X2	42x2	50	
	DSS038	DADO 38S - 52X2	52x2	60	



ERMETO DIRITTO SERIE LEGGERA		D	D1			
ERA006-04	ERM DIR 6-1/8 SL	6	1/8			
ERA006-05	ERM DIR 6-3/16 SL	6	3/16			
ERA006-06	ERM DIR 6-1/4 SL	6	1/4			
ERA008-06	ERM DIR 8-1/4 SL	8	1/4			
ERA008-08	ERM DIR 8-5/16 SL	8	5/16			
ERA010-08	ERM DIR 10-5/16 SL	10	5/16			
ERA010-10	ERM DIR 10-3/8 SL	10	3/8			
ERA012-10	ERM DIR 12-3/8 SL	12	3/8			
ERA012-13	ERM DIR 12-1/2 SL	12	1/2			
ERA015-10	ERM DIR 15-3/8 SL	15	3/8			
ERA015-13	ERM DIR 15-1/2 SL	15	1/2			
ERA018-13	ERM DIR 18-1/2 SL	18	1/2			
ERA018-16	ERM DIR 18-5/8 SL	18	5/8			
ERA018-19	ERM DIR 18-3/4 SL	18	3/4			
ERA022-16	ERM DIR 22-5/8 SL	22	5/8			
ERA022-19	ERM DIR 22-3/4 SL	22	3/4			
ERA022-25	ERM DIR 22-1" SL	22	1"			
ERA028-25	ERM DIR 28-1" SL	28	1"			
ERA028-32	ERM DIR 28-1"1/4 SL	28	1"1/4			
ERA035-32	ERM DIR 35-1"1/4 SL	35	1"1/4			
ERA042-38	ERM DIR 42-1"1/2 SL	42	1"1/2			



ERMETO DIRITTO SERIE PESANTE		D	D1			
ERB008-05	ERM DIR 8-3/16 SP	8	3/16			
ERB010-06	ERM DIR 10-1/4 SP	10	1/4			
ERB012-06	ERM DIR 12-1/4 SP	12	1/4			
ERB012-08	ERM DIR 12-5/16 SP	12	5/16			
ERB014-10	ERM DIR 14-3/8 SP	14	3/8			
ERB014-13	ERM DIR 14-1/2 SP	14	1/2			
ERB016-10	ERM DIR 16-3/8 SP	16	3/8			
ERB016-13	ERM DIR 16-1/2 SP	16	1/2			
ERB016-16	ERM DIR 16-5/8 SP	16	5/8			
ERB020-13	ERM DIR 20-1/2 SP	20	1/2			
ERB020-16	ERM DIR 20-5/8 SP	20	5/8			
ERB020-19	ERM DIR 20-3/4 SP	20	3/4			
ERB025-19	ERM DIR 25-3/4 SP	25	3/4			
ERB025-25	ERM DIR 25-1" SP	25	1"			
ERB030-25	ERM DIR 30-1" SP	30	1"			
ERB038-32	ERM DIR 38-1"1/4 SP	38	1"1/4			
ERB038-38	ERM DIR 38-1"1/2 SP	38	1"1/2			



ERMETO 90°SERIE LEGGERA		D	D1			
ERC006-05	ERM 90°6-3/16 SL	6	3/16			
ERC006-06	ERM 90°6-1/4 SL	6	1/4			
ERC008-06	ERM 90°8-1/4 SL	8	1/4			
ERC008-08	ERM 90° 8-5/16 SL	8	5/16			
ERC010-08	ERM 90°10-5/16 SL	10	5/16			
ERC010-10	ERM 90°10-3/8 SL	10	3/8			
ERC012-10	ERM 90°12-3/8 SL	12	3/8			
ERC012-13	ERM 90°12-1/2 SL	12	1/2			
ERC015-10	ERM 90°15-3/8 SL	15	3/8			
ERC015-13	ERM 90°15-1/2 SL	15	1/2			
ERC018-16	ERM 90°18-5/8 SL	18	5/8			
ERC018-19	ERM 90°18-3/4 SL	18	3/4			
ERC022-16	ERM 90°22-5/8 SL	22	5/8			
ERC022-19	ERM 90°22-3/4 SL	22	3/4			
ERC022-25	ERM 90°22-1" SL	22	1"			
ERC028-25	ERM 90°28-1" SL	28	1"			
ERC028-32	ERM 90°28-1"1/4 SL	28	1"1/4			
ERC035-32	ERM 90°35-1"1/4 SL	35	1"1/4			
ERC042-38	ERM 90°42-1"1/2 SL	42	1"1/2			



ERMETO 90°SERIE PESANTE		D	D1			
ERD010-06	ERM 90°10-1/4 SP	10	1/4			
ERD012-06	ERM 90°12-1/4 SP	12	1/4			
ERD012-08	ERM 90°12-5/16 SP	12	5/16			
ERD014-10	ERM 90°14-3/8 SP	14	3/8			
ERD016-10	ERM 90°16-3/8 SP	16	3/8			
ERD016-13	ERM 90°16-1/2 SP	16	1/2			
ERD020-13	ERM 90°20-1/2 SP	20	1/2			
ERD020-16	ERM 90°20-5/8 SP	20	5/8			
ERD020-19	ERM 90°20-3/4 SP	20	3/4			
ERD025-19	ERM 90°25-3/4 SP	25	3/4			
ERD025-25	ERM 90°25-1" SP	25	1"			
ERD030-25	ERM 90°30-1" SP	30	1"			
ERD038-32	ERM 90°38-1"1/4 SP	38	1"1/4			
ERD038-38	ERM 90° 38-1"1/2 SP	38	1"1/2			



ERMETO 45°		D	D1			
ERE006-05	ERM 45° 6 - 3/16	6	3/16			
ERE008-06	ERM 45° 8 - 1/4	8	1/4			
ERE008-08	ERM 45° 8 - 5/16	8	5/16			
ERE010-06	ERM 45° 10 - 1/4	10	1/4			
ERE010-08	ERM 45° 10 - 5/16	10	5/16			
ERE010-10	ERM 45° 10 - 3/8	10	3/8			
ERE012-10	ERM 45° 12 - 3/8	12	3/8			
ERE015-10	ERM 45° 15 - 3/8	15	3/8			
ERE015-13	ERM 45° 15 - 1/2	15	1/2			
ERE016-13	ERM 45° 16 - 1/2	16	1/2			
ERE018-16	ERM 45° 18 - 5/8	18	5/8			
ERE022-19	ERM 45° 22 - 3/4	22	3/4			

Ci riserviamo di apportare modifiche senza alcun obbligo di preavviso

## FEMMINA ERMETO/OR "L"

		D	D1			
FEORL06-04	FEM OR 6L-1/8	6L	1/8			
FEORL06-05	FEM OR 6L-3/16	6L	3/16			
FEORL06-06	FEM OR 6L-1/4	6L	1/4			
FEORL08-05	FEM OR 8L-3/16	8L	3/16			
FEORL08-06	FEM OR 8L-1/4	8L	1/4			
FEORL08-10	FEM OR 8L-3/8	8L	3/8			
FEORL10-06	FEM OR 10L-1/4	10L	1/4			
FEORL10-08	FEM OR 10L-5/16	10L	5/16			
FEORL10-10	FEM OR 10L-3/8	10L	3/8			
FEORL12-06	FEM OR 12L-1/4	12L	1/4			
FEORL12-08	FEM OR 12L-5/16	12L	5/16			
FEORL12-10	FEM OR 12L-3/8	12L	3/8			
FEORL15-10	FEM OR 15L-3/8	15L	3/8			
FEORL15-13	FEM OR 15L-1/2	15L	1/2			
FEORL18-13	FEM OR 18L-1/3	18L	1/2			
FEORL18-16	FEM OR 18L-5/8	18L	5/8			
FEORL22-16	FEM OR 22L-5/8	22L	5/8			
FEORL22-19	FEM OR 22L-3/4	22L	3/4			
FEORL28-19	FEM OR 28L-3/4	28L	3/4			
FEORL28-25	FEM OR 28L-1"	28L	1"			
FEORL35-25	FEM OR 35L-1"	35L	1"			
FEORL35-32	FEM OR 35L-1"1/4	35L	1"1/4			
FEORL42-38	FEM OR 42L-1"1/2	42L	1"1/2			

## FEMMINA ERMETO/OR "S"

		D	D1			
FEORS06-05	FEM OR 6S-3/16	6S	3/16			
FEORS06-06	FEM OR 6S-1/4	6S	1/4			
FEORS08-05	FEM OR 8S-3/16	8S	3/16			
FEORS08-06	FEM OR 8S-1/4	8S	1/4			
FEORS10-06	FEM OR 10S-1/4	10S	1/4			
FEORS10-08	FEM OR 10S-5/16	10S	5/16			
FEORS10-10	FEM OR 10S-3/8	10S	3/8			
FEORS12-06	FEM OR 12S-1/4	12S	1/4			
FEORS12-08	FEM OR 12S-5/16	12S	5/16			
FEORS12-10	FEM OR 12S-3/8	12S	3/8			
FEORS14-10	FEM OR 14S-3/8	14S	3/8			
FEORS14-13	FEM OR 14S-1/2	14S	1/2			
FEORS16-13	FEM OR 16S-1/2	16S	1/2			
FEORS20-13	FEM OR 20S-1/2	20S	1/2			
FEORS20-16	FEM OR 20S-5/8	20S	5/8			
FEORS20-19	FEM OR 20S-3/4	20S	3/4			
FEORS25-19	FEM OR 25S-3/4	25S	3/4			
FEORS25-25	FEM OR 25S-1"	25S	1"			
FEORS30-25	FEM OR 30S-1"	30S	1"			
FEORS30-32	FEM OR 30S-1"1/4	30S	1"1/4			
FEORS38-32	FEM OR 38S-1"1/4	38S	1"1/4			
FEORS38-38	FEM OR 38S-1"1/2	38S	1"1/2			





FEMMINA 90°ERMETO/OR "L"		D	D1			
FEORT06-05	FEM 45°OR 6L-3/16	6L	3/16			
FEORT06-06	FEM 90°OR 6L-1/4	6L	1/4			
FEORT08-05	FEM 45°OR 8L-3/16	8L	3/16			
FEORT08-06	FEM 90°OR 8L-1/4	8L	1/4			
FEORT08-10	FEM 90°OR 8L-3/8	8L	3/8			
FEORT10-06	FEM 90°OR 10L-1/4	10L	1/4			
FEORT10-08	FEM 90°OR 10L-5/16	10L	5/16			
FEORT10-10	FEM 90°OR 10L-3/8	10L	3/8			
FEORT12-06	FEM 90°OR 12L-1/4	12L	1/4			
FEORT12-08	FEM 90°OR 12L-5/16	12L	5/16			
FEORT12-10	FEM 90°OR 12L-3/8	12L	3/8			
FEORT15-10	FEM 90°OR 15L-3/8	15L	3/8			
FEORT15-13	FEM 90°OR 15L-1/2	15L	1/2			
FEORT18-13	FEM 90°OR 18L-1/2	18L	1/2			
FEORT18-16	FEM 90°OR 18L-5/8	18L	5/8			
FEORT22-16	FEM 90°OR 22L-5/8	22L	5/8			
FEORT22-19	FEM 90°OR 22L-3/4	22L	3/4			
FEORT28-19	FEM 90°OR 28L-3/4	28L	3/4			
FEORT28-25	FEM 90°OR 28L-1"	28L	1"			
FEORT35-25	FEM 90°OR 35L-1"	35L	1"			
FEORT35-32	FEM 90°OR 35L-1"1/4	35L	1"1/4			
FEORT42-38	FEM 90°OR 42L-1"1/2	42L	1"1/2			



FEMMINA 90°ERMETO/OR "S"		D	D1			
FEORU06-05	FEM 45°OR 6S-3/16	6S	3/16			
FEORU06-06	FEM 45°OR 6S-1/4	6S	1/4			
FEORU08-05	FEM 45°OR 8S-3/16	8S	3/16			
FEORU08-06	FEM 90°OR 8S-1/4	8S	1/4			
FEORU10-06	FEM 90°OR 10S-1/4	10S	1/4			
FEORU10-08	FEM 90°OR 10S-5/16	10S	5/16			
FEORU10-10	FEM 90°OR 10S-3/8	10S	3/8			
FEORU12-06	FEM 90°OR 12S-1/4	12S	1/4			
FEORU12-08	FEM 90°OR 12S-5/16	12S	5/16			
FEORU12-10	FEM 90°OR 12S-3/8	12S	3/8			
FEORU14-10	FEM 90°OR 14S-3/8	14S	3/8			
FEORU14-13	FEM 90°OR 14S-1/2	14S	1/2			
FEORU16-13	FEM 90°OR 16S-1/2	16S	1/2			
FEORU20-13	FEM 90°OR 20S-1/2	20S	1/2			
FEORU20-16	FEM 90°OR 20S-5/8	20S	5/8			
FEORU20-19	FEM 90°OR 20S-3/4	20S	3/4			
FEORU25-19	FEM 90°OR 25S-3/4	25S	3/4			
FEORU25-25	FEM 90°OR 25S-1"	25S	1"			
FEORU30-19	FEM 90°OR 30S-3/4	30S	3/4			
FEORU30-25	FEM 90°OR 30S-1"	30S	1"			
FEORU30-32	FEM 90°OR 30S-1"1/4	30S	1"1/4			
FEORU38-32	FEM 90°OR 38S-1"1/4	38S	1"1/4			
FEORU38-38	FEM 90°OR 38S-1"1/2	38S	1"1/2			



FEMMINA 45°ERMETO/OR "L"		D	D1			
FEOR4L06-05	FEM 45°OR 6L-3/16	6L	3/16			
FEOR4L06-06	FEM 45°OR 6L-1/4	6L	1/4			
FEOR4L08-05	FEM 45°OR 8L-3/16	8L	3/16			
FEOR4L08-06	FEM 45°OR 8L-1/4	8L	1/4			
FEOR4L10-06	FEM 45°OR 10L-1/4	10L	1/4			
FEOR4L10-08	FEM 45°OR 10L-5/16	10L	5/16			
FEOR4L10-10	FEM 45°OR 10L-3/8	10L	3/8			
FEOR4L12-06	FEM 45°OR 12L-1/4	12L	1/4			
FEOR4L12-08	FEM 45°OR 12L-5/16	12L	5/16			
FEOR4L12-10	FEM 45°OR 12L-3/8	12L	3/8			
FEOR4L15-10	FEM 45°OR 15L-3/8	15L	3/8			
FEOR4L15-13	FEM 45°OR 15L-1/2	15L	1/2			
FEOR4L18-13	FEM 45°OR 18L-1/2	18L	1/2			
FEOR4L18-16	FEM 45°OR 18L-5/8	18L	5/8			
FEOR4L18-19	FEM 45°OR 18L-3/4	18L	3/4			
FEOR4L22-16	FEM 45°OR 22L-5/8	22L	5/8			
FEOR4L22-19	FEM 45°OR 22L-3/4	22L	3/4			
FEOR4L28-19	FEM 45°OR 28L-3/4	28L	3/4			
FEOR4L28-25	FEM 45°OR 28L-1"	28L	1"			
FEOR4L35-25	FEM 45°OR 35L-1"	35L	1"			
FEOR4L35-32	FEM 45°OR 35L-1"1/4	35L	1"1/4			
FEOR4L42-38	FEM 45°OR 42L-1"1/2	42L	1"1/2			



FEMMINA 45°ERMETO/OR "S"		D	D1			
FEOR4S06-05	FEM 45°OR 6S-3/16	6S	3/16			
FEOR4S06-06	FEM 45°OR 6S-1/4	6S	1/4			
FEOR4S08-05	FEM 45°OR 8S-3/16	8S	3/16			
FEOR4S08-06	FEM 45°OR 8S-1/4	8S	1/4			
FEOR4S10-06	FEM 45°OR 10S-1/4	10S	1/4			
FEOR4S10-08	FEM 45°OR 10S-5/16	10S	5/16			
FEOR4S10-10	FEM 45°OR 10S-3/8	10S	3/8			
FEOR4S12-06	FEM 45°OR 12S-1/4	12S	1/4			
FEOR4S12-08	FEM 45°OR 12S-5/16	12S	5/16			
FEOR4S12-10	FEM 45°OR 12S-3/8	12S	3/8			
FEOR4S14-10	FEM 45°OR 14S-3/8	14S	3/8			
FEOR4S14-13	FEM 45°OR 14S-1/2	14S	1/2			
FEOR4S16-13	FEM 45°OR 16S-1/2	16S	1/2			
FEOR4S20-13	FEM 45°OR 20S-1/2	20S	1/2			
FEOR4S20-16	FEM 45°OR 20S-5/8	20S	5/8			
FEOR4S20-19	FEM 45°OR 20S-3/4	20S	3/4			
FEOR4S25-19	FEM 45°OR 25S-3/4	25S	3/4			
FEOR4S25-25	FEM 45°OR 25S-1"	25S	1"			
FEOR4S30-25	FEM 45°OR 30S-1"	30S	1"			
FEOR4S30-32	FEM 45°OR 30S-1"1/4	30S	1"1/4			
FEOR4S38-32	FEM 45°OR 38S-1"1/4	38S	1"1/4			
FEOR4S38-38	FEM 45°OR 38S-1"1/2	38S	1"1/2			



FLANGIA DIRITTA S3000		D	D1			
FLA313-13	FL DIR 1/2-1/2 S3	1/2	1/2			
FLA319-13	FL DIR 3/4-1/2 S3	3/4	1/2			
FLA319-16	FL DIR 3/4-5/8 S3	3/4	5/8			
FLA319-19	FL DIR 3/4-3/4 S3	3/4	3/4			
FLA325-19	FL DIR 1"-3/4 S3	1"	3/4			
FLA325-25	FL DIR 1"-1" S3	1"	1"			
FLA325-32	FL DIR 1"-1"1/4 S3	1"	1"1/4			
FLA332-25	FL DIR 1"1/4-1" S3	1"1/4	1"			
FLA332-32	FL DIR 1"1/4-1"1/4 S3	1"1/4	1"1/4			
FLA332-38	FL DIR 1"1/4-1"1/2 S3	1"1/4	1"1/2			
FLA338-25	FL DIR 1"1/2-1" S3	1"1/2	1"			
FLA338-32	FL DIR 1"1/2-1"1/4 S3	1"1/2	1"1/4			
FLA338-38	FL DIR 1"1/2-1"1/2 S3	1"1/2	1"1/2			
FLA350-38	FL DIR 2"-1"1/2 S3	2"	1"1/2			
FLA350-50	FL DIR 2"-2" S3	2"	2"			



FLANGIA DIRITTA S6000		D	D1			
FLA613-13	FL DIR 1/2-1/2 S6	1/2	1/2			
FLA613-16	FL DIR 1/2-3/4 S6	1/2	5/8			
FLA613-19	FL DIR 1/2-3/4 S6	1/2	3/4			
FLA619-13	FL DIR 3/4-1/2 S6	3/4	1/2			
FLA619-16	FL DIR 3/4-5/8 S6	3/4	5/8			
FLA619-19	FL DIR 3/4-3/4 S6	3/4	3/4			
FLA619-25	FL DIR 3/4-1" S6	3/4	1"			
FLA625-19	FL DIR 1"-3/4 S6	1"	3/4			
FLA625-25	FL DIR 1"-1" S6	1"	1"			
FLA625-32	FL DIR 1"-1"1/4 S6	1"	1"1/4			
FLA632-25	FL DIR 1"1/4-1" S6	1"1/4	1"			
FLA632-32	FL DIR 1"1/4-1"1/4 S6	1"1/4	1"1/4			
FLA638-25	FL DIR 1"1/2-1" S6	1"1/2	1"			
FLA638-32	FL DIR 1"1/2-1"1/4 S6	1"1/2	1"1/4			
FLA638-38	FL DIR 1"1/2-1"1/2 S6	1"1/2	1"1/2			
FLA650-38	FL DIR 2"-1"1/2 S6	2"	1"1/2			
FLA650-50	FL DIR 2"-2" S6	2"	2"			



FLANGIA 90° S3000		D	D1			
FLB313-13	FL 90° 1/2-1/2 S3	1/2	1/2			
FLB313-16	FL 90° 1/2-5/8 S3	1/2	5/8			
FLB313-19	FL 90° 1/2-3/4 S3	1/2	3/4			
FLB319-13	FL 90° 3/4-1/2 S3	3/4	1/2			
FLB319-16	FL 90° 3/4-5/8 S3	3/4	5/8			
FLB319-19	FL 90° 3/4-3/4 S3	3/4	3/4			
FLB319-25	FL 90° 3/4-1" S3	3/4	1"			
FLB325-19	FL 90° 1"-3/4 S3	1"	3/4			
FLB325-25	FL 90° 1"-1" S3	1"	1"			
FLB325-32	FL 90° 1"-1"1/4 S3	1"	1"1/4			
FLB332-25	FL 90° 1"1/4-1" S3	1"1/4	1"			
FLB332-32	FL 90° 1"1/4-1"1/4 S3	1"1/4	1"1/4			
FLB338-25	FL 90° 1"1/2-1" S3	1"1/2	1"			
FLB338-32	FL 90° 1"1/2-1"1/4 S3	1"1/2	1"1/4			
FLB338-38	FL 90° 1"1/2-1"1/2 S3	1"1/2	1"1/2			
FLB350-38	FL 90° 2"-1"1/2 S3	2"	1"1/2			
FLB350-50	FL 90° 2"-2" S3	2"	2"			




FLANGIA 90° S6000		D	D1			
FLB613-13	FL 90° 1/2-1/2 S6	1/2	1/2			
FLB613-16	FL 90° 1/2-5/8 S6	1/2	5/8			
FLB613-19	FL 90° 1/2-3/4 S6	1/2	3/4			
FLB619-13	FL 90° 3/4-1/2 S6	3/4	1/2			
FLB619-16	FL 90° 3/4-5/8 S6	3/4	5/8			
FLB619-19	FL 90° 3/4-3/4 S6	3/4	3/4			
FLB619-25	FL 90° 3/4-1" S6	3/4	1"			
FLB625-19	FL 90° 1"-3/4 S6	1"	3/4			
FLB625-25	FL 90° 1"-1" S6	1"	1"			
FLB625-32	FL 90° 1"-1"1/4 S6	1"	1"1/4			
FLB632-25	FL 90° 1"1/4-1" S6	1"1/4	1"			
FLB632-32	FL 90° 1"1/4-1"1/4 S6	1"1/4	1"1/4			
FLB638-25	FL 90° 1"1/2-1" S6	1"1/2	1"			
FLB638-32	FL 90° 1"1/2-1"1/4 S6	1"1/2	1"1/4			
FLB638-38	FL 90° 1"1/2-1"1/2 S6	1"1/2	1"1/2			
FLB650-38	FL 90° 2"-1"1/2 S6	2"	1"1/2			
FLB650-50	FL 90° 2"-2" S6	2"	2"			



FLANGIA 45° S3000		D	D1			
FLC313-13	FL 45° 1/2-1/2 S3	1/2	1/2			
FLC313-16	FL 45° 1/2-5/8 S3	1/2	5/8			
FLC319-13	FL 45° 3/4-1/2 S3	3/4	1/2			
FLC319-16	FL 45° 3/4-5/8 S3	3/4	5/8			
FLC319-19	FL 45° 3/4-3/4 S3	3/4	3/4			
FLC319-25	FL 45° 3/4-1" S3	3/4	1"			
FLC325-19	FL 45° 1"-3/4 S3	1"	3/4			
FLC325-25	FL 45° 1"-1" S3	1"	1"			
FLC325-32	FL 45° 1"-1"1/4 S3	1"	1"1/4			
FLC332-25	FL 45° 1"1/4-1" S3	1"1/4	1"			
FLC332-32	FL 45° 1"1/4-1"1/4 S3	1"1/4	1"1/4			
FLC338-32	FL 45° 1"1/2-1"1/4 S3	1"1/2	1"1/4			
FLC338-38	FL 45° 1"1/2-1"1/2 S3	1"1/2	1"1/2			
FLC350-38	FL 45° 2"-1"1/2 S3	2"	1"1/2			
FLC350-50	FL 45° 2"-2" S3	2"	2"			



FLANGIA 45° S6000		D	D1			
FLC613-13	FL 45° 1/2-1/2 S6	1/2	1/2			
FLC613-16	FL 45° 1/2-5/8 S6	1/2	5/8			
FLC619-13	FL 45° 3/4-5/8 S6	3/4	1/2			
FLC619-16	FL 45° 3/4-5/8 S6	3/4	5/8			
FLC619-19	FL 45° 3/4-3/4 S6	3/4	3/4			
FLC619-25	FL 45° 3/4-1" S6	1"	3/4			
FLC625-19	FL 45° 1"-3/4 S6	1"	3/4			
FLC625-25	FL 45° 1"-1" S6	1"	1"			
FLC625-32	FL 45° 1"-1"1/4 S6	1"	1"1/4			
FLC632-25	FL 45° 1"1/4-1" S6	1"1/4	1"			
FLC632-32	FL 45° 1"1/4-1"1/4 S6	1"1/4	1"1/4			
FLC638-32	FL 45° 1"1/2-1"1/4 S6	1"1/2	1"1/4			
FLC638-38	FL 45° 1"1/2-1"1/2 S6	1"1/2	1"1/2			
FLC650-50	FL 45° 2"-2" S6	2"	2"			



COPPIA SEMIFLANGE S3000		D	D1			
SF3013	COPPIA SF 1/2 S3000	38,1	17,48			
SF3019	COPPIA SF 3/4 S3000	47,63	22,23			
SF3025	COPPIA SF 1" S3000	52,37	28,19			
SF3032	COPPIA SF 1"1/4 S3000	58,72	30,18			
SF3038	COPPIA SF 1"1/2 S3000	69,85	35,71			
SF3050	COPPIA SF 2" S3000	77,77	42,88			
SF3060	COPPIA SF 2"1/2 S3000	88,9	50,8			
SF3070	COPPIA SF 3" S3000	106,38	61,93			
SF3100	COPPIA SF 4" S3000	130,18	77,77			
COPPIA SEMIFLANGE S6000		D	D1			
SF6013	COPPIA SF 1/2 S6000	40,49	18,24			
SF6019	COPPIA SF 3/4 S6000	50,8	23,8			
SF6025	COPPIA SF 1" S6000	57,15	27,76			
SF6032	COPPIA SF 1"1/4 S6000	66,68	31,75			
SF6038	COPPIA SF 1"1/2 S6000	79,38	38,5			
SF6050	COPPIA SF 2" S6000	96,82	44,45			

Ci riserviamo di apportare modifiche senza alcun obbligo di preavviso



FLANGIA SUPERCAT		D	D1			
FLAS19-19	FL SUPERCAT 3/4-3/4	3/4	3/4			
FLAS25-19	FL SUPERCAT 1"-3/4	1"	3/4			
FLAS25-25	FL SUPERCAT 1"-1"	1"	1"			
FLAS32-25	FL SUPERCAT 1"1/4-1"	1"1/4	1"			
FLAS32-32	FL SUPERCAT 1"1/4-1"1/4	1"1/4	1"1/4			
FLAS38-32	FL SUPERCAT 1"1/2-1"1/4	1"1/2	1"1/4			
FLAS38-38	FL SUPERCAT 1"1/2-1"1/2	1"1/2	1"1/2			



FLANGIA 90° SUPERCAT		D	D1			
FLBS19-19	FL 90°SUPERCAT 3/4-3/4	3/4	3/4			
FLBS25-19	FL 90°SUPERCAT 1"-3/4	1"	3/4			
FLBS25-25	FL 90°SUPERCAT 1"-1"	1"	1"			
FLBS32-25	FL 90°SUPERCAT 1"1/4-1"	1"1/4	1"			
FLBS32-32	FL 90°SUPERCAT 1"1/4-1"1/4	1"1/4	1"1/4			
FLBS38-32	FL 90 SUPERCAT 1"1/2-1"1/4	1"1/2	1"1/4			
FLBS38-38	FL 90 SUPERCAT 1"1/2-1"1/2	1"1/2	1"1/2			



FLANGIA 45° SUPERCAT		D	D1			
FLCS19-19	FL 45°SUPERCAT 3/4-3/4	3/4	3/4			
FLCS25-19	FL 45°SUPERCAT 1"-3/4	1"	3/4			
FLCS25-25	FL 45°SUPERCAT 1"-1"	1"	1"			
FLCS32-25	FL 45°SUPERCAT 1"1/4-1"	1"1/4	1"			
FLCS32-32	FL 45°SUPERCAT 1"1/4-1"1/4	1"1/4	1"1/4			
FLCS38-32	FL 45°SUPERCAT 1"1/2-1"1/4	1"1/2	1"1/4			
FLCS38-38	FL 45°SUPERCAT 1"1/2-1"1/2	1"1/2	1"1/2			

## FEMMINA A PRESSARE

		D	D1	CH		
FMA005-05	F 1/8-3/16	1/8	3/16	14		
FMA005-06	F 1/8-1/4	1/8	1/4	14		
FMA006-05	F 1/4-3/16	1/4	3/16	17		
FMA006-06	F 1/4-1/4	1/4	1/4	19		
FMA006-08	F 1/4-5/16	1/4	5/16	19		
FMA006-10	F 1/4-3/8	1/4	3/8	19		
FMA010-05	F 3/8-3/16	3/8	3/16	22		
FMA010-06	F 3/8-1/4	3/8	1/4	22		
FMA010-08	F 3/8-5/16	3/8	5/16	22		
FMA010-10	F 3/8-3/8	3/8	3/8	22		
FMA010-13	F 3/8-1/2	3/8	1/2	22		
FMA013-06	F 1/2-1/4	1/2	1/4	27		
FMA013-08	F 1/2-5/16	1/2	5/16	27		
FMA013-10	F 1/2-3/8	1/2	3/8	27		
FMA013-13	F 1/2-1/2	1/2	1/2	27		
FMA013-16	F 1/2-5/8	1/2	5/8	27		
FMA013-19	F 1/2-3/4	1/2	3/4	32		
FMA016-13	F 5/8-1/2	5/8	1/2	30		
FMA016-16	F 5/8-5/8	5/8	5/8	30		
FMA019-13	F 3/4-1/2	3/4	1/2	32		
FMA019-16	F 3/4-5/8	3/4	5/8	32		
FMA019-19	F 3/4-3/4	3/4	3/4	32		
FMA019-25	F 3/4-1"	3/4	1"	38		
FMA025-19	F 1"-3/4	1"	3/4	38		
FMA025-25	F 1"-1"	1"	1"	38		
FMA032-25	F 1"1/4-1"	1"1/4	1"	50		
FMA032-32	F 1"1/4-1"1/4	1"1/4	1"1/4	50		
FMA038-32	F 1"1/2-1"1/4	1"1/2	1"1/4	55		
FMA038-38	F 1"1/2-1"1/2	1"1/2	1"1/2	55		
FMA050-38	F 2"-1"1/2	2"	1"1/2	65		
FMA050-50	F 2"-2"	2"	2"	65		
FMA060-60	F 2"1/2-2"1/2	2"1/2	2"1/2	85		
FMA070-70	F 3"-3"	3"	3"	100		

## FEMMINA PIANA A PRESSARE

		D	D1	CH		
FMAP006-06	F PIANA 1/4-1/4	1/4	1/4	19		
FMAP010-06	F PIANA 3/8-1/4	3/8	1/4	22		
FMAP010-10	F PIANA 3/8-3/8	3/8	3/8	22		
FMAP013-10	F PIANA 1/2-3/8	1/2	3/8	27		
FMAP013-13	F PIANA 1/2-1/2	1/2	1/2	27		
FMAP019-19	F PIANA 3/4-3/4	3/4	3/4	32		
FMAP021-13	F PIANA 21,7-1/2	21,7	1/2	27		
FMAP025-25	F PIANA 1"-1"	1"	1"	38		
FMAP032-32	F PIANA 1"1/4-1"1/4	1"1/4	1"1/4	50		
FMAP038-38	F PIANA 1"1/2-1"1/2	1"1/2	1"1/2	55		
FMAP050-50	F PIANA 2"-2"	2"	2"	65		

## FEMMINA METRICA A PRESSARE

		D	D1	CH		
FMB010-05	F 10x1-3/16	10x1	1/4	14		
FMB010-06	F 10x1-1/4	10x1	1/4	14		
FMB012-05	F 12x1,5-1/4	12x1,5	1/4	17		
FMB012-06	F 12x1,5-1/4	12x1,5	1/4	17		
FMB014-05	F 14x1,5-3/16	14x1,5	3/16	19		
FMB014-06	F 14x1,5-1/4	14x1,5	1/4	19		
FMB014-08	F 14x1,5-5/16	14x1,5	5/16	19		
FMB014-10	F 14x1,5-3/8	14x1,5	3/8	19		
FMB016-05	F 16x1,5-3/16	16x1,5	3/16	22		
FMB016-06	F 16x1,5-1/4	16x1,5	1/4	22		
FMB016-08	F 16x1,5-5/16	16x1,5	5/16	22		
FMB016-10	F 16x1,5-3/8	16x1,5	3/8	22		
FMB018-06	F 18x1,5-1/4	18x1,5	1/4	24		
FMB018-08	F 18x1,5-5/16	18x1,5	5/16	24		
FMB018-10	F 18x1,5-3/8	18x1,5	3/8	24		
FMB018-13	F 18x1,5-1/2	18x1,5	1/2	24		
FMB020-10	F 20x1,5-3/8	20x1,5	3/8	24		
FMB022-10	F 22x1,5-3/8	22x1,5	3/8	27		
FMB022-13	F 22x1,5 1/2	22x1,5	1/2	27		
FMB026-16	F 26x1,5-5/8	26x1,5	5/8	32		
FMB026-19	F 26x1,5-3/4	26x1,5	3/4	32		
FMB030-19	F 30x1,5-3/4	30x1,5	3/4	36		
FMB038-25	F 38x1,5-1"	38x1,5	1"	50		
FMB045-32	F 45x1,5-1"1/4	38x1,5	1"	55		
FMB052-38	F 52x1,5-1"1/2	38x1,5	1"	60		







FEMMINA DIR-JIC A PRESSARE		D	D1	CH		
FMC011-05	F JIC 7/16-3/16	7/16	3/16	14		
FMC011-06	F JIC 7/16-1/4	7/16	1/4	14		
FMC013-05	F JIC 1/2-3/16	1/2	3/16	17		
FMC013-06	F JIC 1/2-1/4	1/2	1/4	17		
FMC013-08	F JIC 1/2-5/16	1/2	5/16	17		
FMC014-06	F JIC 9/16-1/4	9/16	1/4	19		
FMC014-08	F JIC 9/16-5/16	9/16	5/16	19		
FMC014-10	F JIC 9/16-3/8	9/16	3/8	19		
FMC016-08	F JIC 5/8-5/16	5/8	5/16	22		
FMC016-10	F JIC 5/8-3/8	5/8	3/8	22		
FMC019-06	F JIC 3/4-1/4	3/4	1/4	24		
FMC019-08	F JIC 3/4-5/16	3/4	5/16	24		
FMC019-10	F JIC 3/4-3/8	3/4	3/8	24		
FMC019-13	F JIC 3/4-1/2	3/4	1/2	24		
FMC022-10	F JIC 7/8-3/8	7/8	3/8	27		
FMC022-13	F JIC 7/8-1/2	7/8	1/2	27		
FMC022-16	F JIC 7/8-5/8	7/8	5/8	27		
FMC027-13	F JIC 1"1/16-1/2	1"1/16	1/2	32		
FMC027-16	F JIC 1"1/16-5/8	1"1/16	5/8	32		
FMC027-19	F JIC 1"1/16-3/4	1"1/16	3/4	32		
FMC027-25	F JIC 1"1/16-1"	1"1/16	1"	38		
FMC033-19	F JIC 1"5/16-3/4	1"5/16	3/4	38		
FMC033-25	F JIC 1"5/16-1"	1"5/16	1"	38		
FMC041-25	F JIC 1"5/8-1"	1"5/8	1"	50		
FMC041-32	F JIC 1"5/8-1"1/4	1"5/8	1"1/4	50		
FMC047-32	F JIC 1"7/8-1"1/4	1"7/8	1"1/4	55		
FMC047-38	F JIC 1"7/8-1"1/2	1"7/8	1"1/2	55		
FMC060-50	F JIC 2"1/2-2"	2"1/2	2"	75		



FEMMINA GAS 45° A PRESSARE		D	D1	CH		
FMD006-05	F45° 1/4-3/16	1/4	3/16	17		
FMD006-06	F45°1/4-1/4	1/4	1/4	19		
FMD006-08	F45° 1/4-5/16	1/4	5/16	19		
FMD006-10	F45° 1/4-3/8	1/4	3/8	19		
FMD010-06	F45°3/8-1/4	3/8	1/4	22		
FMD010-08	F45°3/8-5/16	3/8	5/16	22		
FMD010-10	F45°3/8-3/8	3/8	3/8	22		
FMD013-10	F45°1/2-3/8	1/2	3/8	27		
FMD013-13	F45°1/2-1/2	1/2	1/2	27		
FMD016-13	F45°5/8-1/2	5/8	1/2	30		
FMD016-16	F45°5/8-5/8	5/8	5/8	30		
FMD019-16	F45°3/4-5/8	3/4	5/8	32		
FMD019-19	F45°3/4-3/4	3/4	3/4	32		
FMD025-19	F45°1"-3/4	1"	3/4	38		
FMD025-25	F45°1"-1"	1"	1"	38		
FMD032-25	F45°1"1/4-1"	1"1/4	1"	50		
FMD032-32	F45°1"1/4-1"1/4	1"1/4	1"1/4	50		
FMD038-38	F45°1"1/2-1"1/2	1"1/2	1"1/2	55		
FMD050-50	F45°2"-2"	2"	2"	65		

Ci riserviamo di apportare modifiche senza alcun obbligo di preavviso

## FEMMINA GAS 90° A PRESSARE



		D	D1	CH		
FME005-05	F90°1/8-3/16	1/8	3/16	14		
FME005-06	F90°1/8-1/4	1/8	1/4	14		
FME006-05	F90°1/4-3/16	1/4	3/16	17		
FME006-06	F90°1/4-1/4	1/4	1/4	19		
FME006-08	F90°1/4-5/16	1/4	5/16	19		
FME006-10	F90°1/4-3/8	1/4	3/8	19		
FME010-06	F90°3/8-1/4	3/8	1/4	22		
FME010-08	F90°3/8-5/16	3/8	5/16	22		
FME010-10	F90°3/8-3/8	3/8	3/8	22		
FME010-13	F90°3/8-1/2	3/8	1/2	22		
FME013-06	F90°1/2-1/4	1/2	1/4	27		
FME013-08	F90°1/2-5/16	1/2	5/16	27		
FME013-10	F90°1/2-3/8	1/2	3/8	27		
FME013-13	F90°1/2-1/2	1/2	1/2	27		
FME013-16	F90°1/2-5/8	1/2	5/8	27		
FME013-19	F90°1/2-3/4	1/2	3/4	32		
FME016-13	F90°5/8-1/2	5/8	1/2	30		
FME016-16	F90°5/8-5/8	5/8	5/8	30		
FME019-13	F90°3/4-1/2	3/4	1/2	32		
FME019-16	F90°3/4-5/8	3/4	5/8	32		
FME019-19	F90°3/4-3/4	3/4	3/4	32		
FME025-19	F90°1"-3/4	1"	3/4	38		
FME025-25	F90°1"-1"	1"	1"	38		
FME032-25	F90°1"1/4-1"	1"1/4	1"	50		
FME032-32	F90°1"1/4-1"1/4	1"1/4	1"1/4	50		
FME038-32	F90°1"1/2-1"1/4	1"1/2	1"1/4	55		
FME038-38	F90°1"1/2-1"1/2	1"1/2	1"1/2	55		
FME050-50	F90°2"-2"	2"	2"	65		
FME060-60	F90°2"-2"	2"1/2	2"1/2	85		
FME070-70	F90°3"-3"	3"	3"	100		

## FEMMINA MET 45° A PRESSARE



		D	D1	CH		
FMF010-05	F45°10x1-3/16	10x1	1/4	14		
FMF010-06	F45°10x1-1/4	10x1	1/4	14		
FMF012-06	F45°12x1,5-1/4	12x1,5	1/4	17		
FMF014-05	F45°14x1,5-3/16	14x1,5	3/16	19		
FMF014-06	F45°14x1,5-1/4	14x1,5	1/4	19		
FMF014-08	F45°14x1,5-5/16	14x1,5	5/16	19		
FMF016-08	F45°16x1,5-5/16	16x1,5	5/16	22		
FMF016-10	F45°16x1,5-3/8	16x1,5	3/8	22		
FMF018-06	F45°18x1,5-1/4	18x1,5	1/4	24		
FMF018-08	F45°18x1,5-5/16	18x1,5	5/16	24		
FMF018-10	F45°18x1,5-3/8	18x1,5	3/8	24		
FMF018-13	F45°18x1,5-1/2	18x1,5	1/2	24		
FMF020-10	F45°20x1,5-3/8	20x1,5	3/8	24		
FMF020-13	F45°20x1,5-1/2	20x1,5	1/2	24		
FMF022-10	F45°22x1,5-3/8	22x1,5	3/8	27		
FMF022-13	F45°22x1,5-1/2	22x1,5	1/2	27		
FMF024-13	F45°24x1,5-1/2	24x1,5	1/2	30		
FMF026-16	F45°26x1,5-5/8	26x1,5	5/8	32		
FMF026-19	F45°26x1,5-3/4	26x1,5	3/4	32		
FMF030-19	F45°30x1,5-3/4	30x1,5	3/4	36		
FMF038-25	F45°38x1,5-1"	38x1,5	1"	50		
FMF045-32	F45°45x1,5-1"1/4	45x1,5	1"1/4	55		
FMF052-38	F45°52x1,5-1"1/2	52x2	1"1/2	60		



FEMMINA MET 90° A PRESSARE		D	D1	CH		
FMG010-05	F90°10x1-3/16	10x1	1/4	14		
FMG010-06	F90°10X1-1/4	10x1	1/4	14		
FMG012-05	F90°12x1,5-3/16	12x1,5	3/16	17		
FMG012-06	F90°12x1,5-1/4	12x1,5	1/4	17		
FMG014-05	F90°14x1,5-3/16	14x1,5	1/4	19		
FMG014-06	F90°14x1,5-1/4	14x1,5	1/4	19		
FMG014-08	F90°14X1,5-5/16	14x1,5	5/16	19		
FMG016-06	F90°16X1,5-1/4	16x1,5	1/4	22		
FMG016-08	F90°16x1,5-5/16	16x1,5	5/16	22		
FMG016-10	F90°16x1,5-3/8	16x1,5	3/8	22		
FMG018-06	F90°18x1,5-1/4	18x1,5	1/4	24		
FMG018-08	F90°18x1,5-5/16	18x1,5	5/16	24		
FMG018-10	F90°18x1,5-3/8	18x1,5	3/8	24		
FMG018-13	F90°18x1,5-1/2	18x1,5	1/2	24		
FMG020-10	F90°20x1,5-3/8	20x1,5	3/8	24		
FMG020-13	F90°20x1,5-1/2	20x1,5	1/2	24		
FMG022-08	F90°22x1,5-5/16	22x1,5	5/16	27		
FMG022-10	F90°22x1,5-3/8	22x1,5	3/8	27		
FMG022-13	F90°22x1,5-1/2	22x1,5	1/2	27		
FMG022-16	F90°22x1,5-5/8	22x1,5	5/8	27		
FMG026-16	F90°26x1,5-5/8	26x1,5	5/8	32		
FMG026-19	F90°26x1,5-3/4	26x1,5	3/4	32		
FMG030-19	F90°30x1,5-3/4	30x1,5	3/4	36		
FMG038-25	F90° 38x1,5-1"	38x1,5	1"	50		
FMG045-32	F90° 45x1,5-1"1/4	45x1,5	1"1/4	55		
FMG052-38	F90° 52x1,5-1"1/2	52x1,5	1"1/2	60		

## FEMMINA JIC 90°A PRESSARE


		D	D1	CH		
FMH011-05	F JIC 90°7/16-3/16	7/16	3/16	14		
FMH011-06	F JIC 90°7/16-1/4	7/16	1/4	14		
FMH013-06	F JIC 90°1/2-1/4	9/16	1/4	17		
FMH013-08	F JIC 90°1/2-5/16	1/2	1/4	17		
FMH014-06	F JIC 90°9/16-1/4	9/16	1/4	19		
FMH014-08	F JIC 90°9/16-5/16	9/16	5/16	19		
FMH014-10	F JIC 90°9/16-3/8	9/16	3/8	19		
FMH016-08	F JIC 90°5/8-5/16	5/8	5/16	22		
FMH016-10	F JIC 90°5/8-3/8	5/8	3/8	22		
FMH019-06	F JIC 90°3/4-1/4	3/4	1/4	24		
FMH019-08	F JIC 90°3/4-5/16	3/4	5/16	24		
FMH019-10	F JIC 90°3/4-3/8	3/4	3/8	24		
FMH019-13	F JIC 90°3/4-1/2	3/4	1/2	24		
FMH022-10	F JIC 90°7/8-3/8	7/8	3/8	27		
FMH022-13	F JIC 90°7/8-1/2	7/8	1/2	27		
FMH022-16	F JIC 90°7/8-5/8	7/8	5/8	27		
FMH027-13	F JIC 90°1"1/16-1/2	1"1/16	1/2	32		
FMH027-16	F JIC 90°1"1/16-5/8	1"1/16	5/8	32		
FMH027-19	F JIC 90°1"1/16-3/4	1"1/16	3/4	32		
FMH027-25	F JIC 90°1"1/16-1"	1"1/16	1"	38		
FMH033-19	F JIC 90°1"5/16-3/4	1"5/16	1"	38		
FMH033-25	F JIC 90°1"5/16-1"	1"5/16	1"	38		
FMH041-25	F JIC 90°1"5/8-1"	1"5/8	1"	50		
FMH041-32	F JIC 90°1"5/8-1"1/4	1"5/8	1"1/4	50		
FMH047-32	F JIC 90°1"7/8-1"1/4	1"7/8	1"1/4	55		
FMH047-38	F JIC 90°1"7/8-1"1/2	1"7/8	1"1/2	55		
FMH060-50	F JIC 90° 2"1/2-2"	2"1/2	2"			








FEMMINA JIC 45°A PRESSARE		D	D1	CH		
FMI011-05	F JIC 45°7/16-3/16	7/16	3/16	14		
FMI011-06	F JIC 45°7/16-1/4	7/16	1/4	14		
FMI013-06	F JIC 45°1/2-1/4	1/2	1/4	17		
FMI013-08	F JIC 45°1/2-5/16	1/2	5/16	17		
FMI014-06	F JIC 45°9/16-1/4	9/16	1/4	19		
FMI014-08	F JIC 45°9/16-5/16	9/16	5/16	19		
FMI014-10	F JIC 45°9/16-3/8	9/16	3/8	19		
FMI016-08	F JIC 45°5/8-5/16	5/8	5/16	19		
FMI016-10	F JIC 45°5/8-3/8	5/8	3/8	19		
FMI019-08	F JIC 45°3/4-5/16	3/4	5/16	24		
FMI019-10	F JIC 45°3/4-3/8	3/4	3/8	24		
FMI019-13	F JIC 45°3/4-1/2	3/4	1/2	24		
FMI022-10	F JIC 45°7/8-3/8	7/8	3/8	27		
FMI022-13	F JIC 45°7/8-1/2	7/8	1/2	27		
FMI027-13	F JIC 45°1"1/16-1/2	1"1/16	1/2	27		
FMI027-16	F JIC 45° 1"1/16-5/8	1"1/16	5/8	32		
FMI027-19	F JIC 45°1"1/16-3/4	1"1/16	3/4	32		
FMI027-25	F JIC 45°1"1/16-1"	1"1/16	1"	38		
FMI033-19	F JIC 45°1"5/16-3/4	1"5/16	3/4	38		
FMI033-25	F JIC 45°1"5/16-1"	1"5/16	1"	38		
FMI041-25	F JIC 90°1"5/8-1"	1"5/8	1"	50		
FMI041-32	F JIC 90°1"5/8-1"1/4	1"5/8	1"1/4	50		
FMI047-32	F JIC 90°1"7/8-1"1/4	1"7/8	1"1/4	55		
FMI047-38	F JIC 90°1"7/8-1"1/2	1"7/8	1"1/2	55		


FEMMINA 90° COMPATTA		D	D1	CH		
FMK006-06	F90° 1/4-1/4 COMPATTA	1/4	1/4	19		
FMK010-06	F90° 3/8-1/4 COMPATTA	3/8	1/4	22		
FMK010-08	F90° 3/8-5/16 COMPATTA	3/8	5/16	22		
FMK010-10	F90° 3/8-3/8 COMPATTA	3/8	3/8	22		
FMK013-10	F90° 1/2-3/8 COMPATTA	1/2	3/8	27		
FMK013-13	F90° 1/2-1/2 COMPATTA	1/2	1/2	27		
FMK019-19	F90° 3/4-3/4 COMPATTA	3/4	3/4	32		
FMK025-25	F90° 1"-1" COMPATTA	1"	1"	38		


FEMMINA JIS (TOYOTA)		D	D1	CH		
	FMAT06-06	F 1/4-1/4 SVAS.	1/4	1/4	19	
	FMAT10-06	F 3/8-1/4 SVAS.	3/8	1/4	22	
	FMAT10-08	F 3/8-5/16 SVAS.	3/8	5/16	22	
	FMAT10-10	F 3/8-3/8 SVAS.	3/8	3/8	22	
	FMAT13-13	F 1/2-1/2 SVAS.	1/2	1/2	27	
	FMAT19-13	F 3/4-3/4 SVAS.	3/4	1/2	32	
	FMAT19-16	F 3/4-5/8 SVAS.	3/4	5/8	32	
	FMAT19-19	F 3/4-3/4 SVAS.	3/4	3/4	32	
	FMAT25-25	F 1"-1" SVAS.	1"	1"	38	

FEMMINA JIS 45° (TOYOTA)		D	D1	CH		
	FMDT06-06	F45°1/4-1/4 SVAS.	1/4	1/4	19	
	FMDT10-10	F45°3/8-3/8 SVAS.	3/8	3/8	22	
	FMDT13-13	F45°1/2-1/2 SVAS.	1/2	1/2	27	
	FMDT19-19	F45°3/4-3/4 SVAS.	3/4	3/4	32	
	FMDT25-25	F45°1"-1" SVAS.	1"	1"	38	

FEMMINA JIS (KOMATSU)		D	D1	CH		
	FMBK14-06	F 14X1,5-1/4 SVAS.	14x1,5	1/4	19	
	FMBK16-08	F 16X1,5-5/16 SVAS.	16x1,5	3/8	22	
	FMBK18-10	F 18X1,5-3/8 SVAS.	18x1,5	1/2	24	
	FMBK22-13	F 22X1,5-1/2 SVAS.	22x1,5	1/2	27	
	FMBK24-16	F 24X1,5-5/8 SVAS.	24x1,5	5/8	30	
	FMBK30-19	F 30X1,5-3/4 SVAS.	30x1,5	3/4	38	

FEMMINA JIS 90° (TOYOTA)		D	D1	CH		
	FMET06-06	F90°1/4-1/4 SVAS.	1/4	1/4	19	
	FMET10-06	F90°3/8-1/4 SVAS.	3/8	1/4	22	
	FMET10-08	F90°3/8-5/16 SVAS.	3/8	5/16	22	
	FMET10-10	F90°3/8-3/8 SVAS.	3/8	3/8	22	
	FMET13-13	F90°1/2-1/2 SVAS.	1/2	1/2	27	
	FMET19-19	F90°3/4-3/4 SVAS.	3/4	3/4	32	
	FMET25-25	F90°1"-1" SVAS.	1"	1"	38	

FEMMINA DIRITTA OR		D	D1	CH		
	FMAOR32-32	F 1"1/4-1"1/4	1"1/4	1"1/4	50	
	FMAOR38-38	F 1"1/2-1"1/2	1"1/2	1"1/2	55	
	FMAOR50-50	F 2"-2"	2"	2"	70	

FEMMINA 90° OR		D	D1	CH		
	FMEOR32-32	F90°1"1/4-1"1/4	1"1/4	1"1/4	50	
	FMEOR38-38	F90°1"1/2-1"1/2	1"1/2	1"1/2	55	
	FMEOR50-50	F90°2"-2"	2"	2"	70	



FEMMINA DIRITTA ORFS		D	D1	CH		
FMO014-06	F ORFS 9/16-1/4	9/16	1/4	19		
FMO017-06	F ORFS 11/16-1/4	11/16	1/4	22		
FMO017-08	F ORFS 11/16-5/16	11/16	5/16	22		
FMO017-10	F ORFS 11/16-3/8	11/16	3/8	22		
FMO020-10	F ORFS 13/16-3/8	13/16	3/8	24		
FMO020-13	F ORFS 13/16-1/2	13/16	1/2	24		
FMO025-13	F ORFS 1"-1/2	1"	1/2	30		
FMO025-16	F ORFS 1"-5/8	1"	5/8	30		
FMO030-13	F ORFS 1"3/16-1/2	1"3/16	1/2	36		
FMO030-16	F ORFS 1"3/16-5/8	1"3/16	5/8	36		
FMO030-19	F ORFS 1"3/16-3/4	1"3/16	3/4	36		
FMO036-19	F ORFS 1"7/16-3/4	1"7/16	3/4	41		
FMO036-25	F ORFS 1"7/16-1"	1"7/16	1"	41		
FMO041-32	F ORFS 1"5/8-1"1/4	1"5/8	1"1/4	50		
FMO042-32	F ORFS 1"11/16-1"1/4	1"11/16	1"1/4	55		




FEMMINA 90°ORFS		D	D1	CH		
FMP014-06	F90°ORFS 9/16-1/4	9/16	1/4	19		
FMP017-06	F90°ORFS 11/16-1/4	11/16	1/4	22		
FMP017-08	F90°ORFS 11/16-5/16	11/16	5/16	22		
FMP017-10	F90°ORFS 11/16-3/8	11/16	3/8	22		
FMP020-10	F90°ORFS 13/16-3/8	13/16	3/8	24		
FMP020-13	F90°ORFS 13/16-1/2	13/16	1/2	24		
FMP025-13	F90°ORFS 1"-1/2	1"	1/2	30		
FMP025-16	F90°ORFS 1"-5/8	1"	5/8	30		
FMP030-13	F90°ORFS 1"3/16-1/2	1"3/16	1/2	36		
FMP030-16	F90°ORFS 1"3/16-5/8	1"3/16	5/8	36		
FMP030-19	F90°ORFS 1"3/16-3/4	1"3/16	3/4	36		
FMP036-19	F90°ORFS 1"7/16-3/4	1"7/16	3/4	41		
FMP036-25	F90°ORFS 1"7/16-1"	1"7/16	1"	41		
FMP041-32	F90°ORFS 1"5/8-1"1/4	1"5/8	1"1/4	50		
FMP042-32	F90°ORFS 1"11/16-1"1/4	1"11/16	1"1/4	55		




FEMMINA 45° ORFS		D	D1	CH		
FMQ014-06	F45° ORFS 9/16-1/4	9/16	1/4	19		
FMQ017-06	F45°ORFS 11/16-1/4	11/16	1/4	22		
FMQ017-08	F45°ORFS 11/16-5/16	11/16	5/16	22		
FMQ017-10	F45°ORFS 11/16-3/8	11/16	3/8	22		
FMQ020-10	F45°ORFS 13/16-3/8	13/16	3/8	24		
FMQ020-13	F45°ORFS 13/16-1/2	13/16	1/2	24		
FMQ025-13	F45°ORFS 1"-1/2	1"	1/2	30		
FMQ025-16	F45°ORFS 1"-5/8	1"	5/8	30		
FMQ030-13	F45° ORFS 1"3/16-1/2	1"3/16	1/2	36		
FMQ030-16	F45° ORFS 1"3/16-5/8	1"3/16	5/8	36		
FMQ030-19	F45° ORFS 1"3/16-3/4	1"3/16	3/4	36		
FMQ036-19	F45°ORFS 1"7/16-3/4	1"7/16	3/4	41		
FMQ036-25	F45°ORFS 1"7/16-1"	1"7/16	1"	41		
FMQ041-32	F45°ORFS 1"5/8-1"1/4	1"5/8	1"1/4	50		
FMQ042-32	F45°ORFS 1"11/16-1"1/4	1"11/16	1"1/4	55		




	GIUNTO GIREVOLE IN LINEA		D				
	GG1006	GIUNTO GIR 1/4	1/4				
	GG1010	GIUNTO GIR 3/8	3/8				
	GG1013	GIUNTO GIR 1/2	1/2				
	GG1019	GIUNTO GIR 3/4	3/4				
	GG1025	GIUNTO GIR 1"	1"				
	GG1032	GIUNTO GIR 1"1/4	1"1/4				
	GG1038	GIUNTO GIR 1"1/2	1"1/2				
	GG1050	GIUNTO GIR 2"	2"				


	GIUNTO GIREVOLE 90°		D				
	GG2006	GIUNTO GIR 90°1/4	1/4				
	GG2010	GIUNTO GIR 90°3/8	3/8				
	GG2013	GIUNTO GIR 90°1/2	1/2				
	GG2019	GIUNTO GIR 90°3/4	3/4				
	GG2025	GIUNTO GIR 90°1"	1"				
	GG2032	GIUNTO GIR 90°1"1/4	1"1/4				
	GG2038	GIUNTO GIR 90°1"1/2	1"1/2				
	GG2050	GIUNTO GIR 90°2"	2"				


	GUARNIZIONE ALLUMINIO		D				
	GA005	1/8	1/8				
	GA006	1/4	1/4				
	GA010	3/8	3/8				
	GA013	1/2	1/2				
	GA016	5/8	5/8				
	GA019	3/4	3/4				
	GA025	1"	1"				
	GA032	1"1/4	1"1/4				
GA038	1"1/2	1"1/2					


	GUARNIZIONE ALLUMINIO METRICA		D				
	GAM005	5	5				
	GAM006	6	6				
	GAM008	8	8				
	GAM010	10	10				
	GAM012	12	12				
	GAM014	14	14				
	GAM016	16	16				
	GAM018	18	18				
	GAM020	20	20				
	GAM022	22	22				
	GAM024	24	24				
	GAM026	26	26				
	GAM028	28	28				
	GAM030	30	30				
	GAM042	42	42				
GAM048	48	48					


	GUARNIZIONE RAME		D	D1	SP		
	GUA005	1/8	10	14	1,5		
	GUA005-16	1/8	10	16	1,5		
	GUA006	1/4	13,5	18	1,5		
	GUA010	3/8	17	22	1,5		
	GUA013	1/2	21	26	1,5		
	GUA019	3/4	27	32	1,5		
	GUA025	1"	33,5	38	1,5		
	GUA032	1"1/4	42	49	1,5		
	GUA038	1"1/2	48	54	1,5		
GUA050	2"	60	68	1,5			

	GUARNIZIONE RAME METRICA		D	D1	SP		
	GUB006	6	6	12	1,5		
	GUB006-10	6	6	10	1,5		
	GUB008	8	8	14	1,5		
	GUB010	10	10	16	1,5		
	GUB012	12	12	18	1,5		
	GUB014	14	14	20	1,5		
	GUB016	16	16	22	1,5		
	GUB018	18	18	24	1,5		
	GUB020	20	20	26	1,5		
	GUB022	22	22	27	1,5		
	GUB024	24	24	30	1,5		
	GUB026	26	26	32	1,5		
GUB030	30	30	36	1,5			


	GUARNIZIONE BONDED		D	D1			
	GUC005	BONDED 1/8	10	14			
	GUC006	BONDED 1/4	13,5	18			
	GUC010	BONDED 3/8	17	22			
	GUC013	BONDED 1/2	21	26			
	GUC016	BONDED 5/8	24				
	GUC019	BONDED 3/4	27	32			
	GUC025	BONDED 1"	33,5	38			
	GUC032	BONDED 1"1/4	42	49			
	GUC038	BONDED 1"1/2	48	54			
GUC050	BONDED 2"						


	GUARNIZIONE BONDED AUTOCENTRANTE		D	D1			
	GUCA005	BONDED 1/8 AUT.	10,37	15,88			
	GUCA006	BONDED 1/4 AUT.	13,74	20,57			
	GUCA010	BONDED 3/8 AUT.	17,28	23,80			
	GUCA013	BONDED 1/2 AUT.	21,54	28,58			
	GUCA016	BONDED 5/8 AUT.					
	GUCA019	BONDED 3/4 AUT.	27,05	34,93			
	GUCA025	BONDED 1" AUT.	33,89	42,80			
	GUCA032	BONDED 1"1/4 AUT.	42,93	52,38			
	GUCA038	BONDED 1"1/2 AUT.	48,44	58,60			
GUCA050	BONDED 2" AUT.	60,58	73,03				

	GUARNIZIONE BONDED METRICA		D	D1			
	GUD006	BONDED MET 6x1,5	6				
GUD008	BONDED MET 8x1,5	8					
GUD010	BONDED MET 10x1,5	10					
GUD012	BONDED MET 12x1,5	12					
GUD014	BONDED MET 14x1,5	14	18				
GUD016	BONDED MET 16x1,5	16	22				
GUD018	BONDED MET 18x1,5	18	24				
GUD020	BONDED MET 20x1,5	20					
GUD022	BONDED MET 22x1,5	22	27				
GUD024	BONDED MET 24x1,5 (vedi 5/8)	24					
GUD026	BONDED MET 26x1,5 (vedi 3/4)	26	32				
GUD030	BONDED MET 30X1,5	30					
GUD032	BONDED MET 32X1,5	32					
GUD033	BONDED MET. 33	33					
GUD036	BONDED MET. 36	36					
GUD042	BONDED MET. 42	42					
GUD048	BONDED MET. 48	48					

	GUARNIZIONE BONDED METRICA AUTOCENTR.		D	D1			
	GUDA006	BONDED MET 6x1,5 AUT.	6				
GUDA008	BONDED MET 8x1,5 AUT.	8					
GUDA010	BONDED MET 10x1,5 AUT.	10					
GUDA012	BONDED MET 12x1,5 AUT.	12					
GUDA014	BONDED MET 14x1,5 AUT.	14	18				
GUDA016	BONDED MET 16x1,5 AUT.	16	22				
GUDA018	BONDED MET 18x1,5 AUT.	18	24				
GUDA020	BONDED MET 20x1,5 AUT.	20					
GUDA022	BONDED MET 22x1,5 AUT.	22	27				
GUDA024	BONDED MET 24x1,5 AUT.(vedi 5/8)	24					
GUDA026	BONDED MET 26x1,5 AUT.(vedi 3/4)	26	32				
GUDA030	BONDED MET 30X1,5 AUT.	30					
GUDA032	BONDED MET 32X1,5 AUT.	32					
GUDA033	BONDED MET. 33 AUT.	33					
GUDA036	BONDED MET. 36 AUT.	36					
GUDA042	BONDED MET. 42 AUT.	42					
GUDA048	BONDED MET. 48 AUT.	48					


	INNESTO RAPIDO COMPLETO		D				
	INA000006	INN RAP COMPL 1/4	1/4				
	INA000010	INN RAP COMPL 3/8	3/8				
	INA000013	INN RAP COMPL 1/2	1/2				
	INA000019	INN RAP COMPL 3/4	3/4				
	INA000025	INN RAP COMPL 1"	1"				
	INA000032	INN RAP COMPL 1"1/4	1"1/4				
	INA000038	INN RAP COMPL 1"1/2	1"1/2				


	INNESTO RAPIDO FEMMINA		D				
	INB000006	INN RAP F 1/4	1/4				
	INB000010	INN RAP F 3/8	3/8				
	INB000013	INN RAP F 1/2	1/2				
	INB000019	INN RAP F 3/4	3/4				
	INB000025	INN RAP F 1"	1"				
	INB000032	INN RAP F 1"1/4	1"1/4				
	INB000038	INN RAP F 1"1/2	1"1/2				

	INNESTO RAPIDO MASCHIO		D				
	INC000006	INN RAP M 1/4	1/4				
	INC000010	INN RAP M 3/8	3/8				
	INC000013	INN RAP M 1/2	1/2				
	INC000019	INN RAP M 3/4	3/4				
	INC000025	INN RAP M 1"	1"				
	INC000032	INN RAP M 1"1/4	1"1/4				
	INC000038	INN RAP M 1"1/2	1"1/2				

	TAPPO MASCHIO PLASTICA X INNESTO		D				
	ITM006	1/4	1/4				
	ITM010	3/8	3/8				
	ITM013	1/2	1/2				
	TAPPO FEMMINA PLASTICA X INNESTO		D				
	ITF006	1/4	1"				
	ITF010	3/8	1"1/4				
	ITF013	1/2	1"1/2				

	INNESTO RAPIDO COMPLETO TV		D				
	INATV0006	INN RAP COMPL 1/4	1/4				
	INATV0010	INN RAP COMPL 3/8	3/8				
	INATV0013	INN RAP COMPL 1/2	1/2				
	INATV0019	INN RAP COMPL 3/4	3/4				
	INATV0025	INN RAP COMPL 1"	1"				
	INATV0032	INN RAP COMPL 1"1/4	1"1/4				
	INATV0038	INN RAP COMPL 1"1/2	1"1/2				

	INNESTO RAPIDO FEMMINA TV		D				
	INBTV0006	INN RAP F 1/4	1/4				
	INBTV0010	INN RAP F 3/8	3/8				
	INBTV0013	INN RAP F 1/2	1/2				
	INBTV0019	INN RAP F 3/4	3/4				
	INBTV0025	INN RAP F 1"	1"				
	INBTV0032	INN RAP F 1"1/4	1"1/4				
	INBTV0038	INN RAP F 1"1/2	1"1/2				

	INNESTO RAPIDO MASCHIO TV		D				
	INCTV0006	INN RAP M 1/4	1/4				
	INCTV0010	INN RAP M 3/8	3/8				
	INCTV0013	INN RAP M 1/2	1/2				
	INCTV0019	INN RAP M 3/4	3/4				
	INCTV0025	INN RAP M 1"	1"				
	INCTV0032	INN RAP M 1"1/4	1"1/4				
	INCTV0038	INN RAP M 1"1/2	1"1/2				

INNESTO COMPLETO FACCIA PIANA		D				
INPC00006	INN.RAP COMP 1/4 PIANA	1/4				
INPC00010	INN.RAP COMP 3/8 PIANA	3/8				
INPC00013	INN.RAP COMP 1/2 PIANA	1/2				
INPC00019	INN.RAP COMP 3/4 PIANA	3/4				
INPC00025	INN.RAP COMP 1" PIANA	1"				
INPC00032	INN.RAP COMP 1"1/4 PIANA	1"1/4				

INNESTO FEMMINA FACCIA PIANA		D				
INPF00006	INN.RAP FEMM 1/4 PIANA	1/4				
INPF00010	INN.RAP FEMM 3/8 PIANA	3/8				
INPF00013	INN.RAP FEMM 1/2 PIANA	1/2				
INPF00019	INN.RAP FEMM 3/4 PIANA	3/4				
INPF00025	INN.RAP FEMM 1" PIANA	1"				
INPF00032	INN.RAP FEMM 1"1/4 PIANA	1"1/4				

INNESTO MASCHIO FACCIA PIANA		D				
INPM00006	INN.RAP MAS 1/4 PIANA	1/4				
INPM00010	INN.RAP MAS 3/8 PIANA	3/8				
INPM00013	INN.RAP MAS 1/2 PIANA	1/2				
INPM00019	INN.RAP MAS 3/4 PIANA	3/4				
INPM00025	INN.RAP MAS 1" PIANA	1"				
INPM00032	INN.RAP MAS 1"1/4 PIANA	1"1/4				

INNESTO RAPIDO A VITE		D				
INV000006	INN RAP 1/4 A VITE	1/4				
INV000010	INN RAP 3/8 A VITE	3/8				
INV000013	INN RAP 1/2 A VITE	1/2				
INV000019	INN RAP 3/4 A VITE	3/4				
INV000025	INN RAP 1" A VITE	1"				

INNESTO A VITE FEMMINA		D				
INVF00006	INN A VITE 1/4 F	1/4				
INVF00010	INN A VITE 3/8 F	3/8				
INVF00013	INN A VITE 1/2 F	1/2				
INVF00019	INN A VITE 3/4 F	3/4				
INVF00025	INN A VITE 1" F	1"				

INNESTO A VITE MASCHIO		D				
INVM00006	INN A VITE 1/4 M	1/4				
INVM00010	INN A VITE 3/8 M	3/8				
INVM00013	INN A VITE 1/2 M	1/2				
INVM00019	INN A VITE 3/4 M	3/4				
INVM00025	INN A VITE 1" M	1"				

MANICOTTO CILINDRICO		D	D1	L		
MCA005	MANICOTTO 1/8	1/8	16	23		
MCA006	MANICOTTO 1/4	1/4	19	30		
MCA010	MANICOTTO 3/8	3/8	24	35		
MCA013	MANICOTTO 1/2	1/2	30	40		
MCA019	MANICOTTO 3/4	3/4	36	45		
MCA025	MANICOTTO 1"	1"	43	50		
MCA032	MANICOTTO 1"1/4	1"1/4	55	60		
MCA038	MANICOTTO 1"1/2	1"1/2	62	60		
MCA050	MANICOTTO 2"	2"	70	60		

MANICOTTO ESAGONALE		D	D1	CH	L	
MCB005	MANICOTTO 1/8 ES	1/8	1/8	14	23	
MCB006	MANICOTTO 1/4 ES	1/4	1/4	19	36	
MCB010-06	MANICOTTO 3/8-1/4 ES	3/8	1/4	22	35	
MCB010	MANICOTTO 3/8 ES	3/8	3/8	22	35	
MCB013-06	MANICOTTO 1/2-1/4 ES	1/2	1/4	27	40	
MCB013-10	MANICOTTO 1/2-1/4 ES	1/2	3/8	27	40	
MCB013	MANICOTTO 1/2 ES	1/2	1/2	27	40	
MCB019-13	MANICOTTO 3/4 ES	3/4	1/2	32	45	
MCB019	MANICOTTO 3/4 ES	3/4	3/4	32	45	
MCB025	MANICOTTO 1" ES	1"	1"	38	47	
MCB032	MANICOTTO 1"1/4 ES	1"1/4	1"1/4	50	60	
MCB038	MANICOTTO 1"1/2 ES	1"1/2	1"1/2	55	60	
MCB050	MANICOTTO 2" ES	2"	2"	65	60	

MANICOTTO ESAGONALE METRICO		D	CH	L		
MCBM014	MANICOTTO 14X1,5 ES	1/4	19			
MCBM016	MANICOTTO 16X1,5 ES	3/8	22			
MCBM018	MANICOTTO 18X1,5 ES	1/2	24			
MCBM022	MANICOTTO 22X1,5 ES	1/3	27			

MANICOTTO ESAGONALE NPT		D	CH	L		
MCT005	MANICOTTO 1/8 ES	1/8	14	23		
MCT006	MANICOTTO 1/4 ES	1/4	19	36		
MCT010	MANICOTTO 3/8 ES	3/8	22	35		
MCT013	MANICOTTO 1/2 ES	1/2	27	40		
MCT019	MANICOTTO 3/4 ES	3/4	32	45		
MCT025	MANICOTTO 1" ES	1"	38	47		





MASCHIO GAS CIL A PRESSARE		D	D1	CH		
MSA005-05	MAS GAS CIL 1/8-3/16	1/8	3/16	14		
MSA005-06	MAS GAS-CIL 1/8-1/4	1/8	1/4	17		
MSA006-05	MAS GAS-CIL 1/4-3/16	1/4	3/16	19		
MSA006-06	MAS GAS-CIL 1/4-1/4	1/4	1/4	19		
MSA006-08	MAS GAS-CIL 1/4-5/16	1/4	5/16	19		
MSA006-10	MAS GAS-CIL 1/4-5/17	1/4	3/8	19		
MSA010-06	MAS GAS-CIL 3/8-1/4	3/8	1/4	22		
MSA010-08	MAS GAS-CIL 3/8-5/16	3/8	5/16	22		
MSA010-10	MAS GAS-CIL 3/8-3/8	3/8	3/8	22		
MSA010-13	MAS GAS-CIL 3/8-1/2	3/8	1/2	22		
MSA013-06	MAS GAS-CIL 1/2-1/4	1/2	1/4	27		
MSA013-08	MAS GAS-CIL 1/2-5/16	1/2	5/16	27		
MSA013-10	MAS GAS-CIL 1/2-3/8	1/2	3/8	27		
MSA013-13	MAS GAS-CIL 1/2-1/2	1/2	1/2	27		
MSA013-16	MAS GAS-CIL 1/2-5/8	1/2	5/8	30		
MSA016-16	MAS GAS CIL 5/8-5/8	5/8	5/8	30		
MSA019-13	MAS GAS-CIL 3/4-1/2	3/4	5/7	32		
MSA019-16	MAS GAS-CIL 3/4-5/8	3/4	5/8	32		
MSA019-19	MAS GAS-CIL 3/4-3/4	3/4	3/4	32		
MSA025-16	MAS GAS-CIL 1"-5/8	1"	5/8	38		
MSA025-19	MAS GAS-CIL 1"-3/4	1"	3/4	38		
MSA025-25	MAS GAS-CIL 1"-1"	1"	1"	38		
MSA032-25	MAS GAS-CIL 1"1/4-1"	1"1/4	1"	50		
MSA032-32	MAS GAS-CIL 1"1/4-1"1/4	1"1/4	1"1/4	50		
MSA038-32	MAS GAS-CIL 1"1/2-1"1/4	1"1/2	1"1/4	55		
MSA038-38	MAS GAS-CIL 1"1/2-1"1/2	1"1/2	1"1/2	55		
MSA050-50	MAS GAS-CIL 2"-2"	2"	2"	65		
MSA060-60	MAS GAS-CIL 2"1/2-2"1/2	2"1/2	2"1/2	85		
MSA070-70	MAS GAS-CIL 3"-3"	3"	3"	100		



MASCHIO CONICO A PRESSARE		D	D1	CH		
MSB005-05	MAS CON 1/8-3/16	1/8	3/16	14		
MSB006-06	MAS CON 1/4-1/4	1/4	1/4	17		
MSB006-08	MAS CON 1/4-5/16	1/4	5/16	17		
MSB010-06	MAS CON 3/8-1/4	3/8	1/4	19		
MSB010-08	MAS CON 3/8-5/16	3/8	5/16	19		
MSB010-10	MAS CON 3/8-3/8	3/8	3/8	19		
MSB013-10	MAS CON 1/2-3/8	1/2	3/8	24		
MSB013-13	MAS CON 1/2-1/2	1/2	1/2	24		
MSB019-13	MAS CON 3/4-1/2	3/4	1/2	27		
MSB019-16	MAS CON 3/4-5/8	3/4	5/8	27		
MSB019-19	MAS CON 3/4-3/4	3/4	3/4	27		
MSB025-19	MAS CON 1"-3/4	1"	3/4	36		
MSB025-25	MAS CON 1"-1"	1"	1"	36		
MSB032-25	MAS CON 1"1/4-1"	1"1/4	1"	46		
MSB032-32	MAS CON 1"1/4-1"1/4	1"1/4	1"1/4	46		
MSB038-38	MAS CON 1"1/2-1"1/2	1"1/2	1"1/2	50		
MSB050-50	MAS CON 2"-2"	2"	2"	60		




MASCHIO NPT A PRESSARE		D	D1	CH		
MSC005-05	MAS NPT 1/8-3/16	1/4	1/4	14		
MSC006-06	MAS NPT 1/4-1/4	1/4	1/4	17		
MSC010-08	MAS NPT 3/8-5/16	3/8	5/16	19		
MSC010-10	MAS NPT 3/8-3/8	3/8	3/8	19		
MSC013-10	MAS NPT 1/2-3/8	1/2	3/8	24		
MSC013-13	MAS NPT 1/2-1/2	1/2	1/2	24		
MSC019-16	MAS NPT 3/4-5/8	3/4	5/8	27		
MSC019-19	MAS NPT 3/4-3/4	3/4	3/4	27		
MSC025-19	MAS NPT 1"-3/4	1"	3/4	36		
MSC025-25	MAS NPT 1"-1"	1"	1"	36		
MSC032-25	MAS NPT 1"1/4-1"	1"1/4	1"	46		
MSC032-32	MAS NPT 1"1/4-1"1/4	1"1/4	1"1/4	46		
MSC038-38	MAS NPT 1"1/2-1"1/2	1"1/2	1"1/2	55		
MSC050-50	MAS NPT 2"-2"	2"	2"	60		



MASCHIO METRICO A PRESSARE		D	D1	CH		
MSD010-05	MAS 10x1-3/16	10x1	3/16	14		
MSD010-06	MAS 10x1-1/4	10x1	1/4	14		
MSD012-06	MAS 12x1,5-1/4	12x1,5	1/4	17		
MSD014-06	MAS 14x1,5-1/4	14x1,5	1/4	19		
MSD014-08	MAS 14x1,5-5/16	14x1,5	5/16	19		
MSD016-06	MAS 16x1,5-1/4	16x1,5	1/4	22		
MSD016-08	MAS 16x1,5 5/16	16x1,5	5/16	22		
MSD016-10	MAS 16x1,5 3/8	16x1,5	3/8	22		
MSD018-10	MAS 18x1,5-3/8	18x1,5	3/8	24		
MSD018-13	MAS 18x1,5-1/2	18x1,5	1/2	24		
MSD020-10	MAS 20x1,5-3/8	20x1,5	3/8	24		
MSD020-13	MAS 20x1,5-1/2	20x1,5	1/2	24		
MSD022-10	MAS 22x1,5-3/8	22x1,5	3/8	27		
MSD022-13	MAS 22x1,5-1/2	22x1,5	1/2	27		
MSD026-16	MAS 26x1,5-5/8	26x1,5	5/8	32		
MSD026-19	MAS 26x1,5-3/4	26x1,5	3/4	32		
MSD030-19	MAS 30x1,5-3/4	30x1,5	3/4	38		

## MASCHIO JIC A PRESSARE

		D	D1	CH		
	MSJ011-05	MAS JIC 7/16-3/16	7/16	3/16	14	
	MSJ011-06	MAS JIC 7/16-1/4	7/16	1/4	14	
	MSJ013-06	MAS JIC 1/2-1/4	1/2	1/4	17	
	MSJ014-06	MAS JIC 9/16-1/4	9/16	1/4	17	
	MSJ014-08	MAS JIC 9/16-5/16	9/16	5/16	17	
	MSJ014-10	MAS JIC 9/16-3/8	9/16	3/8	17	
	MSJ016-08	MAS JIC 5/8-5/16	5/8	5/16		
	MSJ016-10	MAS JIC 5/8-3/8	5/8	3/8		
	MSJ019-10	MAS JIC 3/4-3/8	3/4	3/8	19	
	MSJ019-13	MAS JIC 3/4-1/2	3/4	1/2	19	
	MSJ022-10	MAS JIC 7/8-3/8	7/8	3/8	24	
	MSJ022-13	MAS JIC 7/8-1/2	7/8	1/2	24	
	MSJ022-16	MAS JIC 7/8-5/8	7/8	5/8	24	
	MSJ027-13	MAS JIC 1"1/16-1/2	1"1/16	1/2	27	
	MSJ027-16	MAS JIC 1"1/16-5/8	1"1/16	5/8	27	
	MSJ027-19	MAS JIC 1"1/16-3/4	1"1/16	3/4	27	
	MSJ027-25	MAS JIC 1"1/16-1"	1"1/16	1"	36	
	MSJ033-19	MAS JIC 1"5/16-3/4	1"5/16	3/4	36	
	MSJ033-25	MAS JIC 1"5/16-1"	1"5/16	1"	36	
	MSJ041-25	MAS JIC 1"5/8-1"	1"5/8	1"	50	
	MSJ041-32	MAS JIC 1"5/8-1"1/4	1"5/8	1"1/4	50	
	MSJ047-32	MAS JIC 1"7/8-1"1/4	1"7/8	1"1/4	55	
	MSJ047-38	MAS JIC 1"7/8-1"1/2	1"7/8	1"1/2	55	

## MASCHIO ERMETO SERIE "L"

		D	D1	CH		
	MSL006-06	MAS ERM 6L-1/4	6	1/4	14	
	MSL008-06	MAS ERM 8L-1/4	8	1/4	17	
	MSL010-06	MAS ERM 10L-1/4	10	1/4	17	
	MSL010-08	MAS ERM 10L-5/16	10	5/16	19	
	MSL010-10	MAS ERM 10L-3/8	10	3/8	19	
	MSL012-06	MAS ERM 12L-1/4	12	1/4	19	
	MSL012-08	MAS ERM 12L-5/16	12	5/16	19	
	MSL012-10	MAS ERM 12L-3/8	12	3/8	19	
	MSL015-10	MAS ERM 15L-3/8	15	3/8	22	
	MSL015-13	MAS ERM 15L-1/2	15	1/2	22	
	MSL018-13	MAS ERM 18L-1/2	18	5/8	27	
	MSL018-16	MAS ERM 18L-5/8	18	5/8	27	
	MSL018-19	MAS ERM 18L-3/4	18	3/4	27	
	MSL022-16	MAS ERM 22L-5/8	22	5/8	32	
	MSL022-19	MAS ERM 22L-3/4	22	3/4	32	
	MSL028-25	MAS ERM 28L-1"	28	1"	38	
	MSL035-32	MAS ERM 35L-1"1/4	35	1"1/4	46	
	MSL042-38	MAS ERM 42L-1"1/2	42	1"1/2	55	



MASCHIO ERMETO SERIE "S"		D	D1	CH		
MSS010-06	MAS ERM 10S-1/4	10	1/4	19		
MSS010-08	MAS ERM 10S-5/16	10	5/16	19		
MSS010-10	MAS ERM 10S-3/8	10	3/8	22		
MSS012-06	MAS ERM 12S-1/4	12	1/4	22		
MSS012-08	MAS ERM 12S-5/16	12	5/16	22		
MSS012-10	MAS ERM 12S-3/8	12	3/8	22		
MSS014-10	MAS ERM 14S-3/8	14	3/8	22		
MSS014-13	MAS ERM 14S-1/2	14	1/2	27		
MSS016-13	MAS ERM 16S-1/2	16	1/2	27		
MSS020-16	MAS ERM 20S-5/8	20	5/8	32		
MSS020-19	MAS ERM 20S-3/4	20	3/4	32		
MSS025-19	MAS ERM 25S-3/4	25	3/4	38		
MSS025-25	MAS ERM 25S-1"	25	1"	38		
MSS030-25	MAS ERM 30S-1"	30	1"	46		
MSS030-32	MAS ERM 30S-1"1/4	30	1"	46		
MSS038-32	MAS ERM 38S-1"1/4	38	1"1/4	55		
MSS038-38	MAS ERM 38S-1"1/2	38	1"1/2	55		



MASCHIO ORFS		D	D1	CH		
MSO014-06	M ORFS 9/16-1/4	9/16	1/4			
MSO017-06	M ORFS 11/16-1/4	11/16	1/4			
MSO017-08	M ORFS 11/16-5/16	11/16	5/16			
MSO017-10	M ORFS 11/16-3/8	11/16	3/8			
MSO020-10	M ORFS 13/16-3/8	13/16	3/8			
MSO020-13	M ORFS 13/16-1/2	13/16	1/2			
MSO025-10	M ORFS 1"-3/8	1"	3/8			
MSO025-13	M ORFS 1"-1/2	1"	1/2			
MSO025-16	M ORFS 1"-5/8	1"	5/8			
MSO030-16	M ORFS 1"3/16-5/8	1"3/16	5/8			
MSO030-19	M ORFS 1"3/16-3/4	1"3/16	3/4			
MSO036-19	M ORFS 1"7/16-3/4	1"7/16	3/4			
MSO036-25	M ORFS 1"7/16-1"	1"7/16	1"			
MSO041-25	M ORFS 1"5/8-1"	1"5/8	1"			
MSO041-32	M ORFS 1"5/8-1"1/4	1"5/8	1"1/4			
MSO042-32	M ORFS 1"11/16-1"1/4	1"11/16	1"1/4			



NIPPLO GAS CILINDRICO		D	L	CH		
NPA004-04	NIPPLO CIL 1/8 DIN	1/8	26	14		
NPA005-05	NIPPLO CIL 1/8	1/8	21	14		
NPA006-06	NIPPLO CIL 1/4	1/4	30	19		
NPA007-07	NIPPLO CIL 1/4 DIN	1/4	32	19		
NPA010-10	NIPPLO CIL 3/8	3/8	34	22		
NPA011-11	NIPPLO CIL 3/8 DIN	3/8	36	22		
NPA013-13	NIPPLO CIL 1/2	1/2	38	27		
NPA014-14	NIPPLO CIL 1/2 DIN	1/2	43	27		
NPA016-16	NIPPLO CIL 5/8	5/8	37	27		
NPA019-19	NIPPLO CIL 3/4	3/4	42	32		
NPA020-20	NIPPLO CIL 3/4 DIN	3/4	47	32		
NPA025-25	NIPPLO CIL 1"	1"	54	38		
NPA026-26	NIPPLO CIL 1" DIN	1"	54	41		
NPA032-32	NIPPLO CIL 1"1/4	1"1/4	56	50		
NPA038-38	NIPPLO CIL 1"1/2	1"1/2	59	55		
NPA050-50	NIPPLO CIL 2"	2"	65	65		
NPA051-51	NIPPLO CIL 2"	2"	65	70		
NPA060-60	NIPPLO CIL 2"1/2	2"1/2	65	75		
NPA061-61	NIPPLO CIL 2"1/2	2"1/2	65	85		
NPA070-70	NIPPLO CIL 3"	3"	70	90		
NPA071-71	NIPPLO CIL 3"	3"	70	100		



NIPPLO GAS CIL - CIL PIANO		D	L	CH		
NPAP005-05	NIPPLO CIL-CIL PIANO 1/8	1/8	21	14		
NPAP006-06	NIPPLO CIL-CIL PIANO 1/4	1/4	30	19		
NPAP010-10	NIPPLO CIL-CIL PIANO 3/8	3/8	34	22		
NPAP013-13	NIPPLO CIL-CIL PIANO 1/2	1/2	38	27		
NPAP019-19	NIPPLO CIL-CIL PIANO 3/4	3/4	42	32		
NPAP025-25	NIPPLO CIL-CIL PIANO 1"	1"	54	38		
NPAP032-32	NIPPLO CIL-CIL PIANO 1"1/4	1"1/4	56	50		
NPAP038-38	NIPPLO CIL-CIL PIANO 1"1/2	1"1/2	59	55		
NPAP050-50	NIPPLO CIL-CIL PIANO 2"	2"	65	65		

## NIPPLO GAS CILINDRICO RIDOTTO



		D	D1	L	CH
NPB006-05	NIPPLO CIL RID 1/4-1/8	1/4	1/8	26	19
NPB010-05	NIPPLO CIL RID 3/8-1/8	3/8	1/8	31	22
NPB010-06	NIPPLO CIL RID 3/8-1/4	3/8	1/4	33	22
NPB011-07	NIPPLO CIL RID 3/8-1/4 DIN	3/8	1/4	35	22
NPB013-05	NIPPLO CIL RID 1/2-1/8	1/2	1/8	32	27
NPB013-06	NIPPLO CIL RID 1/2-1/4	1/2	1/4	34	27
NPB013-10	NIPPLO CIL RID 1/2-3/8	1/2	3/8	36	27
NPB014-11	NIPPLO CIL RID 1/2-3/8 DIN	1/2	3/8	39	27
NPB016-13	NIPPLO CIL RID 5/8-1/2	5/8	1/2	37	27
NPB019-06	NIPPLO CIL RID 3/4-1/4	3/4	1/4	41	32
NPB019-10	NIPPLO CIL RID 3/4-3/8	3/4	3/8	43	32
NPB019-13	NIPPLO CIL RID 3/4-1/2	3/4	1/2	41	32
NPB019-16	NIPPLO CIL RID 3/4-5/8	3/4	5/8	41	32
NPB020-14	NIPPLO CIL RID 3/4-1/2 DIN	3/4	1/2	44	32
NPB025-06	NIPPLO CIL RID 1"-1/4	1"	1/4	45	38
NPB025-10	NIPPLO CIL RID 1"-3/8	1"	3/8	46	38
NPB025-13	NIPPLO CIL RID 1"-1/2	1"	1/2	48	38
NPB025-19	NIPPLO CIL RID 1"-3/4	1"	3/4	50	38
NPB026-20	NIPPLO CIL RID 1"-3/4 DIN	1"	3/4	52	41
NPB032-13	NIPPLO CIL RID 1"1/4-1/2	1"1/4	1/2	50	50
NPB032-19	NIPPLO CIL RID 1"1/4-3/4	1"1/4	3/4	52	50
NPB032-25	NIPPLO CIL RID 1"1/4-1"	1"1/4	1"	56	50
NPB038-13	NIPPLO CIL RID 1"1/2-1/2	1"1/2	1/2	51	55
NPB038-19	NIPPLO CIL RID 1"1/2-3/4	1"1/2	3/4	53	55
NPB038-25	NIPPLO CIL RID 1"1/2-1"	1"1/2	1"	57	55
NPB038-32	NIPPLO CIL RID 1"1/2-1"1/4	1"1/2	1"1/4	58	55
NPB050-25	NIPPLO CIL RID 2"-1"	2"	1"	57	65
NPB050-32	NIPPLO CIL RID 2"-1"1/4	2"	1"1/4	59	65
NPB050-38	NIPPLO CIL RID 2"-1"1/2	2"	1"1/2	64	65
NPB051-26	NIPPLO CIL RID 2"-1"	2"	1"	57	70
NPB051-33	NIPPLO CIL RID 2"-1"1/4	2"	1"1/4	59	70
NPB051-39	NIPPLO CIL RID 2"-1"1/4	2"	1"1/2	59	70
NPB060-32	NIPPLO CIL RID 2"1/2-1"1/4	2"1/2	1"1/4		75
NPB060-38	NIPPLO CIL RID 2"1/2-1"1/2	2"1/2	1"1/2		75
NPB060-50	NIPPLO CIL RID 2"1/2-2"	2"1/2	2"	64	75
NPB061-51	NIPPLO CIL RID 2"1/2-2"	2"1/2	2"	64	85
NPB070-50	NIPPLO CIL RID 3"-2"	3"	2"	68	90
NPB070-60	NIPPLO CIL RID 3"-2"1/2	3"	2"1/2	70	90



NIPPLO CONICO CILINDRICO		D	D1	CH		
NPC005-05	NIPPLO CON CIL 1/8	1/8	1/8	14		
NPC006-06	NIPPLO CON CIL 1/4	1/4	1/4	17		
NPC007-07	NIPPLO CON CIL 1/4 CH19	1/4	1/4	19		
NPC010-10	NIPPLO CON CIL 3/8	3/8	3/8	19		
NPC011-11	NIPPLO CON CIL 3/8 CH22	3/8	3/8	22		
NPC013-13	NIPPLO CON CIL 1/2	1/2	1/2	24		
NPC014-14	NIPPLO CON CIL 1/2 CH27	1/2	1/2	27		
NPC016-16	NIPPLO CON CIL 5/8	5/8	5/8	27		
NPC019-19	NIPPLO CON CIL 3/4	3/4	3/4	27		
NPC020-20	NIPPLO CON CIL 3/4 CH32	3/4	3/4	32		
NPC025-25	NIPPLO CON CIL 1"	1"	1"	36		
NPC026-26	NIPPLO CON CIL 1" CH38	1"	1"	38		
NPC032-32	NIPPLO CON CIL 1"1/4	1"1/4	1"1/4	46		
NPC033-33	NIPPLO CON CIL 1"1/4 CH50	1"1/4	1"1/4	50		
NPC038-38	NIPPLO CON CIL 1"1/2	1"1/2	1"1/2	50		
NPC039-39	NIPPLO CON CIL 1"1/2 CH55	1"1/2	1"1/2	55		
NPC050-50	NIPPLO CON CIL 2"	2"	2"	60		
NPC051-51	NIPPLO CON CIL 2" CH70	2"	2"	70		
NPC060-60	NIPPLO CON CIL 2"1/2	2"1/2	2"1/2	75		
NPC061-61	NIPPLO CON CIL 2"1/2 CH85	2"1/2	2"1/2	85		
NPC070-70	NIPPLO CON CIL 3"	3"	3"	90		



NIPPLO CONICO		D	D1	CH		
NPD005-05	NIPPLO CON 1/8	1/8	1/8	14		
NPD006-06	NIPPLO CON 1/4	1/4	1/4	17		
NPD010-10	NIPPLO CON 3/8	3/8	3/8	19		
NPD013-13	NIPPLO CON 1/2	1/2	1/2	24		
NPD019-19	NIPPLO CON 3/4	3/4	3/4	27		
NPD025-25	NIPPLO CON 1"	1"	1"	36		
NPD032-32	NIPPLO CON 1"1/4	1"1/4	1"1/4	46		
NPD038-38	NIPPLO CON 1"1/2	1"1/2	1"1/2	50		
NPD050-50	NIPPLO CON 2"	2"	2"	60		
NPD060-60	NIPPLO CON 2"1/2	2"1/2	2"1/2	75		
NPD070-70	NIPPLO CON 3"	3"	3"	90		



NIPPLO LUNGO GAS CILINDRICO		D	L.TOT	CH		
NPE006	NIPPLO 1/4 LUNGO	1/4	50	19		
NPE010	NIPPLO 3/8 LUNGO	3/8	60	22		
NPE013	NIPPLO 1/2 LUNGO	1/2	70	27		
NPE019	NIPPLO 3/4 LUNGO	3/4	75	32		
NPE025	NIPPLO 1" LUNGO	1"	78	38		



NIPPLO CONICO RIDOTTO		D	D1	CH		
NPF006-05	NIPPLO CON RID 1/4-1/8	1/4	1/8	17		
NPF010-06	NIPPLO CON RID 3/8-1/4	3/8	1/4	19		
NPF013-06	NIPPLO CON RID. 1/2-1/4	1/2	1/4	24		
NPF013-10	NIPPLO CON RID 1/2-3/8	1/2	3/8	24		
NPF019-10	NIPPLO CON RID 3/4-3/8	3/4	3/8	27		
NPF019-13	NIPPLO CON RID 3/4-1/2	3/4	1/2	27		
NPF025-13	NIPPLO CON RID 1"-1/2	1"	1/2	36		
NPF025-19	NIPPLO CON RID 1"-3/4	1"	3/4	36		
NPF032-19	NIPPLO CON RID 1"1/4-3/4	1"1/4	3/4	46		
NPF032-25	NIPPLO CON RID 1"1/4-1"	1"1/4	1"	46		
NPF038-32	NIPPLO CON RID 1"1/2-1"1/4	1"1/2	1"1/4	50		
NPF050-25	NIPPLO CON RID 2"-1"	2"	1"	60		
NPF050-32	NIPPLO CON RID 2"-1"1/4	2"	1"1/4	60		
NPF050-38	NIPPLO CON RID 2"-1"1/2	2"	1"1/2	60		



NIPPLO METRICO		D	L	CH		
NPG000010	NIPPLO 10x1	10x1	21	14		
NPG000012	NIPPLO 12x1,5	12x1,5	28	17		
NPG000014	NIPPLO 14x1,5	14x1,5	28	19		
NPG000016	NIPPLO 16x1,5	16x1,5	34	22		
NPG000018	NIPPLO 18x1,5	18x1,5	34	24		
NPG000020	NIPPLO 20x1,5	20x1,5	36	27		
NPG000022	NIPPLO 22x1,5	22x1,5	37	27		
NPG000024	NIPPLO 24x1,5	24x1,5	42	30		
NPG000026	NIPPLO 26x1,5	26x1,5	41	32		
NPG000030	NIPPLO 30x1,5	30x1,5	50	38		



NIPPLO METRICO RIDOTTO		D	D1	L	CH	
NPH012-10	NIPPLO RID 12x1,5-10x1	12X1,5	10X1	24	17	
NPH014-12	NIPPLO RID 14x1,5-12x1,5	14x1,5	12X1,5	28	19	
NPH016-14	NIPPLO RID 16x1,5-14x1,5	16x1,5	14x1,5	32	22	
NPH018-14	NIPPLO RID 18x1,5-14x1,5	18x1,5	14x1,5	33	24	
NPH018-16	NIPPLO RID 18x1,5-16x1,5	18x1,5	16x1,5	34	24	
NPH020-18	NIPPLO RID 20x1,5-18x1,5	20x1,5	18x1,5	34	27	
NPH022-16	NIPPLO RID 22x1,5-16x1,5	22x1,5	16x1,5	35	27	
NPH022-18	NIPPLO RID 22x1,5-18x1,5	22x1,5	18x1,5	36	27	
NPH022-20	NIPPLO RID 22x1,5-20x1,5	22x1,5	20x1,5	36	27	
NPH024-22	NIPPLO RID 24x1,5-22x1,5	24x1,5	22x1,5	40	30	
NPH026-18	NIPPLO RID 26x1,5-18x1,5	26x1,5	18x1,5		32	
NPH026-22	NIPPLO RID 26x1,5-22x1,5	26x1,5	22x1,5	47	32	
NPH030-26	NIPPLO RID 30x1,5-26x1,5	30x1,5	26x1,5		36	





NIPPLO METRICO GAS		D	D1	CH		
NPI010-06	NIPPLO MET GAS 10x1-1/4	10x1	1/4	17		
NPI012-05	NIPPLO MET GAS 12x1,5-1/8	12x1,5	1/8	17		
NPI012-06	NIPPLO MET GAS 12x1,5-1/4	12x1,5	1/4	17		
NPI012-10	NIPPLO MET GAS 12x1,5-3/8	12x1,5	3/8	22		
NPI014-06	NIPPLO MET GAS 14x1,5-1/4	14x1,5	1/4	19		
NPI014-10	NIPPLO MET GAS 14x1,5-3/8	14x1,5	3/8	22		
NPI014-13	NIPPLO MET GAS 14x1,5-1/2	14x1,5	1/2	27		
NPI016-06	NIPPLO MET GAS 16x1,5-1/4	16x1,5	1/4	22		
NPI016-10	NIPPLO MET GAS 16x1,5-3/8	16x1,5	3/8	22		
NPI016-13	NIPPLO MET GAS 16x1,5-1/2	16x1,5	1/2	27		
NPI016-19	NIPPLO MET GAS 16x1,5-3/4	16x1,5	3/4	32		
NPI018-06	NIPPLO MET GAS 18x1,5-1/4	18x1,5	1/4	24		
NPI018-10	NIPPLO MET GAS 18x1,5-3/8	18x1,5	3/8	24		
NPI018-13	NIPPLO MET GAS 18x1,5-1/2	18x1,5	1/2	27		
NPI018-19	NIPPLO MET GAS 18x1,5-3/4	18x1,5	3/4	32		
NPI018-25	NIPPLO MET GAS 18x1,5-1"	18x1,5	1"	38		
NPI020-06	NIPPLO MET GAS 20x2-1/4	20x2	1/4	22		
NPI020-10	NIPPLO MET GAS 20x1,5-3/8	20x1,5	3/8	27		
NPI020-13	NIPPLO MET GAS 20x1,5-1/2	20x1,5	1/2	27		
NPI022-06	NIPPLO MET GAS 22x1,5-1/4	22x1,5	1/4	27		
NPI022-10	NIPPLO MET GAS 22x1,5-3/8	22x1,5	1/4	27		
NPI022-13	NIPPLO MET GAS 22x1,5-1/2	22x1,5	1/2	27		
NPI022-19	NIPPLO MET GAS 22x1,5-3/4	22x1,5	3/4	32		
NPI022-25	NIPPLO MET GAS 22x1,5-1"	22x1,5	1"	38		
NPI024-19	NIPPLO MET GAS 24x1,5-3/4	24x1,5	3/4	32		
NPI026-13	NIPPLO MET GAS 26x1,5-1/2	26x1,5	1/2	32		
NPI026-19	NIPPLO MET GAS 26x1,5-3/4	26x1,5	3/4	32		
NPI026-25	NIPPLO MET GAS 26x1,5-1"	26x1,5	1"	38		
NPI027-19	NIPPLO MET GAS 27x2-3/4	27x2	3/4	32		
NPI030-19	NIPPLO MET GAS 30x1,5-3/4	30x1,5	3/4	36		
NPI033-19	NIPPLO MET GAS 33x2-3/4	33x2	3/4	38		
NPI033-25	NIPPLO MET GAS 33x2-1"	33x2	1"	38		
NPI038-13	NIPPLO MET GAS 38x1,5-1/2	38x1,5	1/2	41		
NPI038-19	NIPPLO MET GAS 38x1,5-3/4	38x1,5	3/4	41		
NPI042-32	NIPPLO MET GAS 42x2-1"1/4	42x2	1"1/4	50		
NPI042-38	NIPPLO MET GAS 48x2-1"1/2	48x2	1"1/2	55		



NIPPLO JIC		D	CH			
NPJ011	NIPPLO JIC 7/16	7/16	14			
NPJ013	NIPPLO JIC 1/2	1/2	17			
NPJ014	NIPPLO JIC 9/16	9/16	19			
NPJ019	NIPPLO JIC 3/4	3/4	22			
NPJ022	NIPPLO JIC 7/8	7/8	27			
NPJ027	NIPPLO JIC 1"1/16	1"1/16	32			
NPJ033	NIPPLO JIC 1"5/16	1"5/16	38			
NPJ041	NIPPLO JIC 1"5/8	1"5/8	50			
NPJ047	NIPPLO JIC 1"7/8	1"7/8	55			



NIPPLO CONICO CILINDRICO RIDOTTO		D	D1	CH		
NPL005-06	NIPPLO CON CIL 1/8-1/4	1/8	1/4	17		
NPL006-05	NIPPLO CON CIL 1/4-1/8	1/4	1/8	17		
NPL006-10	NIPPLO CON CIL 1/4-3/8	1/4	3/8	19		
NPL006-13	NIPPLO CON CIL 1/4-1/2	1/4	1/2	22		
NPL010-06	NIPPLO CON CIL 3/8-1/4	3/8	1/4	19		
NPL010-13	NIPPLO CON CIL 3/8-1/2	3/8	1/2	24		
NPL013-06	NIPPLO CON CIL 1/2-1/4	1/2	1/4	24		
NPL013-10	NIPPLO CON CIL 1/2-3/8	1/2	3/8	24		
NPL013-19	NIPPLO CON CIL 1/2-3/4	1/2	3/4	27		
NPL013-25	NIPPLO CON CIL 1/2-1"	1/2	1"	36		
NPL019-13	NIPPLO CON CIL 3/4-1/2	3/4	1/2	27		
NPL019-25	NIPPLO CON CIL 3/4-1"	3/4	1"	36		
NPL025-13	NIPPLO CON CIL 1"-1/2	1"	1/2	36		
NPL025-19	NIPPLO CON CIL 1"-3/4	1"	3/4	36		
NPL025-32	NIPPLO CON CIL 1"-1"1/4	1"	1"1/4	46		
NPL025-38	NIPPLO CON CIL 1"-1"1/2	1"	1"1/2	50		
NPL032-19	NIPPLO CON CIL 1"1/4-3/4	1"1/4	3/4	46		
NPL032-25	NIPPLO CON CIL 1"1/4-1"	1"1/4	1"	46		
NPL032-38	NIPPLO CON CIL 1"1/4-1"1/2	1"1/4	1"1/2	50		
NPL038-19	NIPPLO CON CIL 1"1/2-3/4	1"1/2	3/4	50		
NPL038-25	NIPPLO CON CIL 1"1/2-1"	1"1/2	1"	50		
NPL038-32	NIPPLO CON CIL 1"1/2-1"1/4	1"1/2	1"1/4	50		
NPL038-50	NIPPLO CON CIL 1"1/2-2"	1"1/2	2"	60		
NPL050-32	NIPPLO CON CIL 2"-1"1/4	2"	1"1/4	60		
NPL050-38	NIPPLO CON CIL 2"-1"1/2	2"	1"1/2	60		



NIPPLO JIC - GAS CILINDRICO		D1	D	CH		
NPN011-06	NIPPLO JIC 7/16-1/4 CIL	7/16	1/4	17		
NPN013-06	NIPPLO JIC 1/2-1/4 CIL	1/2	1/4	17		
NPN013-10	NIPPLO JIC 1/2-3/8 CIL	1/2	3/8	22		
NPN014-06	NIPPLO JIC 9/16-1/4 CIL	9/16	1/4	19		
NPN014-10	NIPPLO JIC 9/16-3/8 CIL	9/16	3/8	19		
NPN019-06	NIPPLO JIC 3/4-1/4 CIL	3/4	1/4	22		
NPN019-10	NIPPLO JIC 3/4-3/8 CIL	3/4	3/8	22		
NPN019-13	NIPPLO JIC 3/4-1/2 CIL	3/4	1/2	27		
NPN019-19	NIPPLO JIC 3/4-3/4 CIL	3/4	3/4	32		
NPN022-10	NIPPLO JIC 7/8-3/8 CIL	7/8	3/8	27		
NPN022-13	NIPPLO JIC 7/8-1/2 CIL	7/8	1/2	27		
NPN022-19	NIPPLO JIC 7/8-3/4 CIL	7/8	3/4	32		
NPN027-10	NIPPLO JIC 1"1/16-3/8 CIL	1"1/16	3/8	32		
NPN027-13	NIPPLO JIC 1"1/16-1/2 CIL	1"1/16	1/2	32		
NPN027-19	NIPPLO JIC 1"1/16-3/4 CIL	1"1/16	3/4	32		
NPN027-25	NIPPLO JIC 1"1/16-1" CIL	1"1/16	1"	38		
NPN027-38	NIPPLO JIC 1"1/16-1"1/2 CIL	1"1/16	1"1/2	55		
NPN033-19	NIPPLO JIC 1"5/16-3/4 CIL	1"5/16	3/4	38		
NPN033-25	NIPPLO JIC 1"5/16-1" CIL	1"5/16	1"	38		
NPN033-32	NIPPLO JIC 1"5/16-1"1/4 CIL	1"5/16	1"1/4	50		
NPN041-32	NIPPLO JIC 1"5/8-1"1/4 CIL	1"5/8	1"1/4	50		
NPN047-38	NIPPLO JIC GAS 1"7/8-1"1/2	1"7/8	1"1/2	55		



NIPPLO JIC - GAS CONICO		D1	D	CH		
NPNC13-06	NIPPLO JIC 1/2-1/4 CON	1/2	1/4	14		
NPNC14-06	NIPPLO JIC 9/16-1/4 CON	9/16	1/4	14		
NPNC14-10	NIPPLO JIC 9/16-3/8 CON	9/16	3/8	17		
NPNC19-06	NIPPLO JIC 3/4-1/4 CON	3/4	1/4	19		
NPNC19-13	NIPPLO JIC 3/4-1/2 CON	3/4	1/2	22		
NPNC22-10	NIPPLO JIC 7/8-3/8 CON	7/8	3/8	24		
NPNC22-19	NIPPLO JIC 7/8-3/4 CON	7/8	3/4	27		



NIPPLO JIC - NPT		D1	D	CH		
NPNT11-05	NIPPLO JIC 7/16-1/8 NPT	7/16	1/8			
NPNT11-06	NIPPLO JIC 7/16-1/4 NPT	7/16	1/4			
NPNT13-05	NIPPLO JIC 1/2-1/4 NPT	1/2	1/8			
NPNT13-06	NIPPLO JIC 1/2-1/4 NPT	1/2	1/4			
NPNT14-06	NIPPLO JIC 9/16-1/4 NPT	9/16	1/4			
NPNT14-10	NIPPLO JIC 9/16-3/8 NPT	9/16	3/8			
NPNT19-10	NIPPLO JIC 3/4-3/8 NPT	3/4	3/8	22		
NPNT19-13	NIPPLO JIC 3/4-1/2 NPT	3/4	1/2	22		
NPNT22-10	NIPPLO JIC 7/8-3/8 NPT	7/8	3/8			
NPNT22-13	NIPPLO JIC 7/8-1/2 NPT	7/8	1/2			
NPNT22-19	NIPPLO JIC 7/8-1/2 NPT	7/8	1/2			
NPNT27-13	NIPPLO JIC 1"1/16-1/2 NPT	1"1/16	1/2	27		
NPNT27-19	NIPPLO JIC 1"1/16-3/4 NPT	1"1/16	3/4	27		
NPNT27-25	NIPPLO JIC 1"1/16-1" NPT	1"1/16	1"			
NPNT33-19	NIPPLO JIC 1"5/16-3/4 NPT	1"5/16	3/4	36		
NPNT33-25	NIPPLO JIC 1"5/16-1" NPT	1"5/16	1"	36		
NPNT33-32	NIPPLO JIC 1"5/16-1"1/4 NPT	1"5/16	1"1/4	46		
NPNT41-25	NIPPLO JIC 1"5/8-1"1/4 NPT	1"5/8	1"			
NPNT41-32	NIPPLO JIC 1"5/8-1"1/4 NPT	1"5/8	1"1/4			
NPNT47-32	NIPPLO JIC 1"7/8-1"1/4 NPT	1"7/8	1"1/4			
NPNT47-38	NIPPLO JIC 1"7/8-1"1/2 NPT	1"7/8	1"1/2			



NIPPLO NPT CILINDRICO		D	D1	CH		
NPO005-06	NIPPLO NPT CIL 1/8-1/4	1/8	1/4	17		
NPO006-06	NIPPLO NPT CIL 1/4	1/4	1/4	17		
NPO006-10	NIPPLO NPT CIL 1/4-3/8	1/4	3/8	19		
NPO010-06	NIPPLO NPT CIL 3/8-1/4	3/8	1/4	19		
NPO010-10	NIPPLO NPT CIL 3/8	3/8	3/8	19		
NPO010-13	NIPPLO NPT CIL 3/8-1/2	3/8	1/2	24		
NPO013-06	NIPPLO NPT CIL 1/2-1/4	1/2	1/4	24		
NPO013-10	NIPPLO NPT CIL 1/2-3/8	1/2	3/8	24		
NPO013-13	NIPPLO NPT CIL 1/2	1/2	1/2	24		
NPO013-19	NIPPLO NPT CIL 1/2-3/4	1/2	3/4	32		
NPO019-13	NIPPLO NPT CIL 3/4-1/2	3/4	1/2	32		
NPO019-19	NIPPLO NPT CIL 3/4	3/4	3/4	32		
NPO019-25	NIPPLO NPT CIL 3/4-1"	3/4	1"	36		
NPO025-19	NIPPLO NPT CIL 1"-3/4	1"	3/4	36		
NPO025-25	NIPPLO NPT CIL 1"	1"	1"	36		
NPO025-32	NIPPLO NPT CIL 1"-1"1/4	1"	1"1/4	46		
NPO032-32	NIPPLO NPT CIL 1"1/4	1"1/4	1"1/4	46		
NPO038-38	NIPPLO NPT CIL 1"1/2	1"1/2	1"1/2	50		
NPO050-50	NIPPLO NPT CIL 2"	2"	2"	60		
NPO060-60	NIPPLO NPT CIL 2"	2"1/2	2"1/2	75		




NIPPLO ORFS		D	D1			
NPORFS014	NIPPLO ORFS 9/16	9/16	9/16			
NPORFS017	NIPPLO ORFS 11/16	11/16	11/16			
NPORFS020	NIPPLO ORFS 13/16	13/16	13/16			
NPORFS025	NIPPLO ORFS 1"	1"	1"			
NPORFS030	NIPPLO ORFS 1"3/16	1"3/16	1"3/16			
NPORFS036	NIPPLO ORFS 1"7/16	1"7/16	1"7/16			
NPORFS042	NIPPLO ORFS 1"11/16	1"11/16	1"11/16			





NIPPLO ORFS-GAS CIL		D	D1			
NPQ014-06	NIPPLO ORFS 9/16-1/4	9/16	1/4			
NPQ017-06	NIPPLO ORFS 11/16-1/4	11/16	1/4			
NPQ017-10	NIPPLO ORFS 11/16-3/8	11/16	3/8			
NPQ020-10	NIPPLO ORFS 13/16-3/8	13/16	3/8			
NPQ020-13	NIPPLO ORFS 13/16-1/2	13/16	1/2			
NPQ025-13	NIPPLO ORFS 1"-1/2	1"	1/2			
NPQ030-19	NIPPLO ORFS 1"3/16-3/4	1"3/16	3/4			
NPQ036-25	NIPPLO ORFS 1"7/16-1"	1"7/16	1"			
NPQ042-32	NIPPLO ORFS 1"11/16-1"1/4	1"11/16	1"1/4			





NIPPLO NPT		D	D1	CH		
NPT005-05	NIPPLO NPT 1/8-1/8	1/8	1/8	14		
NPT006-05	NIPPLO NPT 1/4-1/8	1/4	1/8	17		
NPT006-06	NIPPLO NPT 1/4-1/4	1/4	1/4	17		
NPT010-06	NIPPLO NPT 3/8-1/4	3/8	1/4	19		
NPT010-10	NIPPLO NPT 3/8-3/8	3/8	3/8	19		
NPT013-06	NIPPLO NPT 1/2-1/4	1/2	1/4	24		
NPT013-10	NIPPLO NPT 1/2-3/8	1/2	3/8	24		
NPT013-13	NIPPLO NPT 1/2-1/2	1/2	1/2	24		
NPT019-06	NIPPLO NPT 3/4-1/4	3/4	1/4	27		
NPT019-10	NIPPLO NPT 3/4-3/8	3/4	3/8	27		
NPT019-13	NIPPLO NPT 3/4-1/2	3/4	1/2	27		
NPT019-19	NIPPLO NPT 3/4-3/4	3/4	3/4	27		
NPT025-06	NIPPLO NPT 1"-1/4	1"	1/4	36		
NPT025-10	NIPPLO NPT 1"-3/8	1"	3/8	36		
NPT025-13	NIPPLO NPT 1"-1/2	1"	1/2	36		
NPT025-19	NIPPLO NPT 1"-3/4	1"	3/4	36		
NPT025-25	NIPPLO NPT 1"-1"	1"	1"	36		
NPT032-25	NIPPLO NPT 1"1/4-1"1/4	1"1/4	1"	46		
NPT032-32	NIPPLO NPT 1"1/4-1"1/4	1"1/4	1"1/4	46		
NPT038-32	NIPPLO NPT 1"1/2-1"1/4	1"1/2	1"1/4	50		
NPT038-38	NIPPLO NPT 1"1/2-1"1/2	1"1/2	1"1/2	50		
NPT050-32	NIPPLO NPT 2"-1"1/4	2"	1"1/4	60		
NPT050-38	NIPPLO NPT 2"-1"1/2	2"	1"1/2	60		
NPT050-50	NIPPLO NPT 2"-2"	2"	2"	60		
NPT060-60	NIPPLO NPT 2"1/2-2"1/2	2"1/2	2"1/2	75		
NPT070-70	NIPPLO NPT 3"-3"	3"	3"	90		

	O-RING X RACC. SÉRIE "L"- "S"						
	OR/08L-08S	OR 6,00*1,50					
	OR/10L-10S	OR 7,65*1,68					
	OR/12L-12S	OR 9,25*1,78					
	OR/15L-16S	OR 11,10*1,78					
	OR/16S	OR 12,42*1,78					
	OR/18L	OR 15,60*1,78					
	OR/20S	OR 15,54*2,62					
	OR/22L	OR 18,77*1,78					
	OR/25S	OR 20,35*2,62					
	OR/28L	OR 23,52*1,78					
	OR/30S	OR 25,07*2,62					
	OR/35L	OR 31,47*1,78					
	OR/38S	OR 34,59*2,62					
OR/42L	OR 38*2,5						


	O-RING X FLANGE						
	OR/FL013	OR 4075 X FL. 1/2 (18,64*3,53)					
	OR/FL019	OR 4100 X FL. 3/4 (24,99*3,53)					
	OR/FL025	OR 4131 X FL. 1" (32,93*3,53)					
	OR/FL032	OR 4150 X FL. 1" 1/4 (37,69*3,53)					
	OR/FL038	OR 4187 X FL. 1" 1/2 (47,22*3,53)					
	OR/FL050	OR 4225 X FL. 2" (56,74*3,53)					
	OR/FL060	OR 4275 X FL. 2" 1/2					
	OR/FL070	OR 4337 X FL 3"					


	KIT O-RING						
	XKIT001	POLLICI					
	XKIT002	METRICO					

	KIT BONDED						
	XKIT003	POLLICI STANDARD					
	XKIT004	POLLICI AUTOCENTRANTI					
	XKIT005	POLLICI METRICI					

	PROLUNGA MF LUNGA		D	L	CH		
	PLA005-05	PR MF 1/8-1/8 LUNGA	1/8	30	14		
	PLA006-06	PR MF 1/4-1/4 LUNGA	1/4	40	19		
	PLA009-09	PR MF 3/8-3/8 LUNGA H.35	3/8	35	22		
	PLA010-10	PR MF 3/8-3/8 LUNGA	3/8	40	22		
	PLA013-13	PR MF 1/2-1/2 LUNGA	1/2	40	27		
	PLA019-19	PR MF 3/4-3/4 LUNGA	3/4	50	32		
	PLA025-25	PR MF 1"-1" LUNGA	1"	57	38		
	PLA032-32	PR MF 1"1/4-1"1/4 LUNGA	1"1/4	60	50		
	PLA038-38	PR MF 1"1/2-1"1/2 LUNGA	1"1/2	65	55		
PLA050-50	PR MF 2"-2" LUNGA	2"	87	65			


	PROLUNGA MF CORTA		D	L	CH		
	PLB005-05	PR MF 1/8-1/8 CORTA	1/8	15	14		
	PLB006-06	PR MF 1/4-1/4 CORTA	1/4	20	19		
	PLB007-07	PR MF 1/4-1/4 H.25	1/4	25	19		
	PLB010-10	PR MF 3/8-3/8 CORTA	3/8	20	22		
	PLB011-11	PR MF 3/8-3/8 H.25	3/8	25	22		
	PLB013-13	PR MF 1/2-1/2 CORTA	1/2	25	27		
	PLB019-19	PR MF 3/4-3/4 CORTA	3/4	26	32		
	PLB025-25	PR MF 1"-1" CORTA	1"	26	38		
	PLB032-32	PR MF 1"1/4-1"1/4 CORTA	1"1/4	33	50		
	PLB038-38	PR MF 1"1/2-1"1/2 CORTA	1"1/2	33	55		
	PLB050-50	PR MF 2"-2" CORTA	2"	36	65		
	PLB060-60	PR MF 2"1/2-2"1/2 CORTA	2"1/2	62	85		
PLB070-70	PR MF 3"-3" CORTA	3"	67	100			

	PROLUNGA MF LUNGA METRICA		D	L	CH		
	PLC000014	PR MF 14x1,5 LUNGA	14x1,5	40	19		
	PLC000016	PR MF 16x1,5 LUNGA	16x1,5	40	22		
	PLC000018	PR MF 18x1,5 LUNGA	18x1,5	42	24		
	PLC000022	PR MF 22x1,5 LUNGA	22x1,5	44	27		
	PLC000024	PR MF 24x1,5 LUNGA	24x1,5	44	30		
	PLC000026	PR MF 26x1,5 LUNGA	26x1,5	50	32		
	PLC000030	PR MF 30x1,5 LUNGA	30x1,5	50	36		


	PROLUNGA MF CORTA METRICA		D	L	CH		
	PLD000010	PR MF 10x1 CORTA	10x1	15	14		
	PLD000012	PR MF 12x1,5 CORTA	12x1,5	20	17		
	PLD000014	PR MF 14x1,5 CORTA	14x1,5	20	19		
	PLD000016	PR MF 16x1,5 CORTA	16x1,5	20	22		
	PLD000018	PR MF 18x1,5 CORTA	18x1,5	22	24		
	PLD000020	PR MF 20x1,5 CORTA	20x1,5	23	27		
	PLD000022	PR MF 22x1,5 CORTA	22x1,5	23	27		
	PLD000024	PR MF 24x1,5 CORTA	24x1,5	25	30		
	PLD000026	PR MF 26x1,5 CORTA	26x1,5	30	32		
	PLD000030	PR MF 30x1,5 CORTA	30x1,5	35	36		


	PROLUNGA M NPT F CIL CORTA		L	CH			
	PLBO006-06	PR MF 1/4-NPT -1/4 CIL	20	19			
	PLBO010-10	PR MF 3/8-NPT - 3/8 CIL	20	22			
	PLBO013-13	PR MF 1/2-NPT -1/2 CIL	25	27			
	PLBO019-19	PR MF 3/4-NPT -3/4 CIL	26	32			
	PLBO025-25	PR MF 1"NPT -1" CIL	26	38			
	PLBO032-32	PR MF 1"1/4NPT -1"1/4 CIL	33	50			
	PLBO038-38	PR MF 1"1/2 NPT -1"1/2 CIL	33	55			


	PROLUNGA M CIL F NPT CORTA		L	CH			
	PLBT006-06	PR MF 1/4-1/4 NPT	20	19			
	PLBT010-06	PR MF 3/8-1/4 NPT	20	22			
	PLBT010-10	PR MF 3/8-3/8 NPT	20	22			
	PLBT013-10	PR MF 1/2-3/8 NPT	20	27			
	PLBT013-13	PR MF 1/2-1/2 NPT	20	27			
	PLBT019-10	PR MF 3/4-3/8 NPT	25	32			
	PLBT019-19	PR MF 3/4-3/4 NPT	25	32			
	PLBT025-25	PR MF 1"-1" NPT	26	38			
	PLBT032-25	PR MF 1"1/4-1" NPT	33	50			
	PLBT032-32	PR MF 1"1/4-1"1/4 NPT	33	50			
	PLBT038-25	PR MF 1"1/2-1" NPT	33	55			
	PLBT038-32	PR MF 1"1/2-1"1/4 NPT	33	55			
	PLBT038-38	PR MF 1"1/2-1"1/2 NPT	33	55			


	PROLUNGA M NPT F NPT CORTA		L	CH			
	PLT006-06	PR MF 1/4 NPT-1/4 NPT	20	19			
	PLT010-10	PR MF 3/8 NPT-3/8 NPT	20	22			
	PLT013-13	PR MF 1/2 NPT-1/2 NPT	25	27			
	PLT019-19	PR MF 3/4 NPT-3/4 NPT	26	32			
	PLT025-25	PR MF 1" NPT-1" NPT	26	38			




	PASSAPARETE GAS		D	L	CH		
	PSP005-05	PASSAP. M CIL 1/8	1/8		14		
	PSP006-06	PASSAP. M CIL 1/4	1/4	55	17		
	PSP010-10	PASSAP. M CIL 3/8	3/8	60	22		
	PSP013-13	PASSAP. M CIL 1/2	1/2	64	27		
	PSP016-16	PASSAP. M CIL 5/8	5/8	63	30		
	PSP019-19	PASSAP. M CIL 3/4	3/4	71	32		
	PSP025-25	PASSAP. M CIL 1"-1"	1"	80	38		
	PSP032-32	PASSAP. M CIL 1"1/4	1"1/4	80	50		
	PSP038-38	PASSAP. M CIL 1"1/2	1"1/2	110	55		

	PASSAPARETE METRICO		D	L	CH		
	PSPM014	PASSAP.M 14X1,5	14x1,5	46	17		
	PSPM016	PASSAP.M 16X1,5	16x1,5	58	22		
	PSPM018	PASSAP.M 18X1,5	18x1,5	60	24		
	PSPM022	PASSAP.M 22X1,5	22x1,5	64	27		


	CONTRODADO X PASSAPARETE		D	CH		
	CND005	CONTRODADO 1/8	1/8	14		
	CND006	CONTRODADO 1/4	1/4	19		
	CND010	CONTRODADO 3/8	3/8	24		
	CND013	CONTRODADO 1/2	1/2	27		
	CND016	CONTRODADO 5/8	5/8	30		
	CND019	CONTRODADO 3/4	3/4	32		
	CND025	CONTRODADO 1"	1"	38		
	CND032	CONTRODADO 1"1/4	1"1/4	50		
	CND038	CONTRODADO 1"1/2	1"1/2	55		
	CND050	CONTRODADO 2"	2"	65		


	CONTRODADO X PASSAPARETE METRICO		D	CH		
		CONTRODADO M 14X1,5	14x1,5	19		
		CONTRODADO M 16X1,5	16x1,5	22		
		CONTRODADO M 18X1,5	18x1,5	24		
		CONTRODADO M 22X1,5	22x1,5	27		


VALVOLA ALTA PRESSIONE						
	RAP1006	VALV. 1/4 PN 500				
	RAP1010	VALV. 3/8 PN 500				
	RAP1013	VALV. 1/2 PN 500				
	RAP1019	VALV. 3/4 PN 315				
	RAP1025	VALV. 1" PN 315				
	RAP1032	VALV. 1"1/4 PN 315				
	RAP1038	VALV. 1"1/2 PN 315				

VALVOLA 3VIE ALTA PRESSIONE						
	RAP2006	VALV. 1/4 3 VIE PN 315				
	RAP2010	VALV. 3/8 3 VIE PN 315				
	RAP2013	VALV. 1/2 3 VIE PN 315				
	RAP2019	VALV. 3/4 3 VIE PN 315				
	RAP2025	VALV. 1" 3 VIE PN 315				
	RAP2032	VALV. 1"1/4 3 VIE PN 315				
	RAP2038	VALV. 1"1/2 3 VIE PN 315				


VALVOLA BASSA PRES. LEVA ROSSA						
	RBB006	VALVOLA 1/4 BP				
	RBB010	VALVOLA 3/8 BP				
	RBB013	VALVOLA 1/2 BP				
	RBB019	VALVOLA 3/4 BP				
	RBB025	VALVOLA 1" BP				
	RBB032	VALVOLA 1"1/4 BP				
	RBB038	VALVOLA 1"1/2 BP				
	RBB050	VALVOLA 2" BP				
	RBB060	VALVOLA 2"1/2 BP				

VALVOLA BASSA PRES. A FARFALLA						
	RBB007	VALVOLA 1/4 BP A FARFALLA				
	RBB011	VALVOLA 3/8 BP A FARFALLA				
	RBB014	VALVOLA 1/2 BP A FARFALLA				
	RBB020	VALVOLA 3/4 BP A FARFALLA				
	RBB026	VALVOLA 1" BP A FARFALLA				

MINISFER FF BASSA PRES.						
	RBBFF005	MINISFER FF 1/8 BP				
	RBBFF006	MINISFER FF 1/4 BP				
	RBBFF010	VALVOLA FF 3/8 BP				
	RBBFF013	VALVOLA FF 1/2 BP				

MINISFER MF BASSA PRES.						
	RBBMF005	MINISFER MF 1/8 BP				
	RBBMF006	MINISFER MF 1/4 BP				
	RBBMF010	MINISFER MF 3/8 BP				
	RBBMF013	MINISFER MF 1/2 BP				

## RIDUZIONE MF SERIE PESANTE

		D	D1	CH		
	RDA005-06	RID MF 1/8-1/4 SP	1/8	1/4	19	
	RDA005-10	RID MF 1/8-3/8 SP	1/8	3/8	24	
	RDA006-05	RID MF 1/4-1/8 SP	1/4	1/8	19	
	RDA006-10	RDI MF 1/4-3/8 SP	1/4	3/8	24	
	RDA006-13	RID MF 1/4-1/2 SP	1/4	1/2	27	
	RDA006-19	RID MF 1/4-3/4 SP	1/4	3/4	32	
	RDA010-06	RID MF 3/8-1/4 SP	3/8	1/4	22	
	RDA010-13	RID MF 3/8-1/2 SP	3/8	1/2	27	
	RDA010-19	RID MF 3/8-3/4 SP	3/8	3/4	32	
	RDA010-25	RID MF 3/8-1" SP	3/8	1"	41	
	RDA013-10	RID MF 1/2-3/8 SP	1/2	3/8	27	
	RDA013-19	RID MF 1/2-3/4 SP	1/2	3/4	32	
	RDA013-25	RID MF 1/2-1" SP	1/2	1"	41	
	RDA013-32	RID MF 1/2-1"1/4 SP	1/2	1"1/4	50	
	RDA019-13	RID MF 3/4-1/2 SP	3/4	1/2	32	
	RDA019-25	RID MF 3/4-1" SP	3/4	1"	41	
	RDA019-32	RID MF 3/4-1"1/4 SP	3/4	1"1/4	50	
	RDA019-38	RID MF 3/4-1"1/2 SP	3/4	1"1/2	55	
	RDA025-19	RID MF 1"-3/4 SP	1"	3/4	38	
	RDA025-32	RID MF 1"-1"1/4 SP	1"	1"1/4	50	
	RDA025-38	RID MF 1"-1"1/2 SP	1"	1"1/2	55	
	RDA032-19	RID MF 1"1/4-3/4 SP	1"1/4	3/4	50	
	RDA032-25	RID MF 1"1/4-1" SP	1"1/4	1"	50	
	RDA032-38	RID MF 1"1/4-1"1/2 SP	1"1/4	1"1/2	55	
	RDA025-50	RID MF 1"-2" SP	1"	2"	65	
	RDA032-50	RID MF 1"1/4-2" SP	1"1/4	2"	65	
	RDA038-32	RID MF 1"1/2-1"1/4 SP	1"1/2	1"1/4	55	
	RDA060-70	RID MF 2"1/2-3" SP	2"1/2	3"	90	
	RDA070-60	RID MF 1"1/2-1"1/4 SP	3"	2"1/2	90	

## RIDUZIONE MF SERIE LEGGERA



		D	D1	CH		
RDB006-05	RID MF 1/4-1/8 SL	1/4	1/8	19		
RDB010-05	RIDE MF 3/8-1/8 SL	3/8	1/8	22		
RDB010-06	RID MF 3/8-1/4 SL	3/8	1/4	22		
RDB013-05	RID MF 1/2-1/8 SL	1/2	1/8	27		
RDB013-06	RID MF 1/2-1/4 SL	1/2	1/4	27		
RDB013-10	RID MF 1/2-3/8 SL	1/2	3/8	27		
RDB019-06	RID MF 3/4-1/4 SL	3/4	1/4	32		
RDB019-10	RID MF 3/4-3/8 SL	3/4	3/8	32		
RDB019-13	RID MF 3/4-1/2 SL	3/4	1/2	32		
RDB025-06	RID MF 1"-1/4 SL	1"	1/4	38		
RDB025-10	RID MF 1"-3/8 SL	1"	3/8	38		
RDB025-13	RID MF 1"-1/2 SL	1"	1/2	38		
RDB025-19	RID MF 1"-3/4 SL	1"	3/4	38		
RDB032-13	RID MF 1"1/4-1/2 SL	1"1/4	1/2	50		
RDB032-19	RID MF 1"1/4-3/4 SL	1"1/4	3/4	50		
RDB032-25	RID MF 1"1/4-1" SL	1"1/4	1"	50		
RDB038-13	RID MF 1"1/2-1/2 SL	1"1/2	1/2	55		
RDB038-19	RID MF 1"1/2-3/4 SL	1"1/2	3/4	55		
RDB038-25	RID MF 1"1/2-1" SL	1"1/2	1"	55		
RDB038-32	RID MF 1"1/2-1"1/4 SL	1"1/2	1"1/4	55		
RDB050-13	RID MF 2"-1/2 SL	2"	1/2	65		
RDB050-19	RID MF 2"-3/4 SL	2"	3/4	65		
RDB050-25	RID MF 2"-1" SL	2"	1"	65		
RDB050-32	RID MF 2"-1"1/4 SL	2"	1"1/4	65		
RDB050-38	RID MF 2"-1"1/2 SL	2"	1"1/2	65		



RIDUZIONE MF CONICO CILINDRICA		D	D1	CH		
RDC006-05	RID MF 1/4-1/8 CON-CIL	1/4	1/8	17		
RDC006-13	RID MF 1/4-1/2 CON CIL	1/4	1/2	27		
RDC010-05	RID MF 3/8-1/8 CON-CIL	3/8	1/8	19		
RDC010-06	RID MF 3/8-1/4 CON-CIL	3/8	1/4	19		
RDC010-13	RID MF 3/8-1/2 CON-CIL	3/8	1/2	27		
RDC013-05	RID MF 1/2-1/8 CON-CIL	1/2	1/8	24		
RDC013-06	RID MF 1/2-1/4 CON-CIL	1/2	1/4	24		
RDC013-10	RID MF 1/2-3/8 CON-CIL	1/2	3/8	24		
RDC019-06	RID MF 3/4-1/4 CON-CIL	3/4	1/4	27		
RDC019-10	RID MF 3/4-3/8 CON-CIL	3/4	3/8	27		
RDC019-13	RID MF 3/4-1/2 CON-CIL	3/4	1/2	27		
RDC025-10	RID MF 1"-3/8 CON-CIL	1"	3/8	36		
RDC025-13	RID MF 1"-1/2 CON-CIL	1"	1/2	36		
RDC025-19	RID MF 1"-3/4 CON-CIL	1"	3/4	36		
RDC032-13	RID MF 1"1/4-1/2 CON-CIL	1"1/4	1/2	46		
RDC032-19	RID MF 1"1/4-3/4 CON-CIL	1"1/4	3/4	46		
RDC032-25	RID MF 1"1/4-1" CON-CIL	1"1/4	1"	46		
RDC038-19	RID MF 1"1/2-3/4 CON-CIL	1"1/2	3/4	50		
RDC038-25	RID MF 1"1/2-1" CON-CIL	1"1/2	1"	50		
RDC038-32	RID MF 1"1/2-1"1/4 CON-CIL	1"1/2	1"1/4	50		
RDC050-13	RID MF 2"-1/2 CON-CIL	2"	1/2	60		
RDC050-19	RID MF 2"-3/4 CON-CIL	2"	3/4	60		
RDC050-25	RID MF 2"-1" CON-CIL	2"	1"	60		
RDC050-32	RID MF 2"-1"1/4 CON-CIL	2"	1"1/4	60		
RDC050-38	RID MF 2"-1"1/2 CON-CIL	2"	1"1/2	60		
RDC060-32	RID MF 2"-1"1/2 CON-CIL	2"1/1	1"1/4	75		
RDC060-38	RID MF 2"-1"1/2 CON-CIL	2"1/2	1"1/2	75		



RIDUZIONE MF CONICO CILINDRICA		D	D1	CH		
RDD006-05	RID MF 1/4-1/8 NPT CIL	1/4	1/8	17		
RDD010-06	RID MF 3/8-1/4 NPT CIL	3/8	1/4	19		
RDD013-06	RID MF 1/2-1/4 NPT CIL	1/2	1/4	24		
RDD013-10	RID MF 1/2-3/8 NPT CIL	1/2	3/8	24		
RDD019-10	RID MF 3/4-3/8 NPT CIL	3/4	3/8	27		
RDD019-13	RID MF 3/4-1/2 NPT CIL	3/4	1/2	27		
RDD025-13	RID MF 1"-1/2 NPT CIL	1"	3/4	36		
RDD025-19	RID MF 1"-3/4 NPT CIL	1"	3/4	36		
RDD032-19	RID MF 1"1/4-3/4 NPT CIL	1"1/4	3/4	46		
RDD032-25	RID MF 1"1/4-1" NPT CIL	1"1/4	1"	46		
RDD038-25	RID MF 1"1/2-1" NPT CIL	1"1/2	1"	50		
RDD038-32	RID MF 1"1/2-1"1/4 NPT CIL	1"1/2	1"1/4	50		



RIDUZIONE MF METRICA		D	D1			
RDE008-10	RID MF 8x1-10x1	8x1	10x1			
RDE014-10	RID MF 14x1,5-10x1	14x1,5	10x1			
RDE014-12	RID MF 14x1,5-12x1,5	14x1,5	12x1,5			
RDE014-16	RID MF 15x1,5-16x1,5	14x1,5	16x1,5			
RDE016-14	RID MF 16x1,5-14x1,5	16x1,5	14x1,5			
RDE018-14	RID MF 18x1,5-14x1,5	18x1,5	14x1,5			
RDE018-16	RID MF 18x1,5-16x1,5	18x1,4	16x1,5			
RDE022-14	RID MF 22x1,5-14x1,5	22x1,5	14x1,5			
RDE022-16	RID MF 22x1,5-16x1,5	22x1,5	16x1,5			
RDE026-10	RID MF 26x1,5-10x1	26x1,5	10x1			
RDE030-14	RID MF 30x1,5-14x1,5	30x1,5	14x1,5			




RIDUZIONE MF METRICA GAS		D	D1			
RDI010-05	RID MF 10X1-1/8	10x1	1/8			
RDI006-10	RID MF 1/4-10X1	1/4	10x1			
RDI006-14	RID MF 1/4-14x1,5	1/4	14x1,5			
RDI006-16	RID MF 1/4-16X1,5	1/4	16x1,5			
RDI010-14	RID MF 3/8-14x1,5	3/8	14x1,5			
RDI010-16	RID MF 3/8-16x1,5	3/8	16x1,5			
RDI010-18	RID MF 3/8-18x1,5	3/8	18x1,5			
RDI010-22	RID MF 3/8-22x1,5	3/8	22x1,5			
RDI012-05	RID MF 12x1,5-1/8	12x1,5	1/8			
RDI012-10	RID MF 12x1,5-3/8	12x1,5	3/8			
RDI013-12	RID MF 1/2-12x1,5	1/2	12x1,5			
RDI013-14	RID MF 1/2-14x1,5	1/2	14x1,5			
RDI013-16	RID MF 1/2-16x1,5	1/2	16x1,5			
RDI013-18	RID MF 1/2-18x1,5	1/2	18x1,5			
RDI013-22	RID MF 1/2-22x1,5	1/2	22x1,5			
RDI014-06	RID MF 14x1,5-1/4	14x1,5	1/4			
RDI014-10	RID MF 14x1,5-3/8	14x1,5	3/8			
RDI016-06	RID MF 16X1,5-1/4	16x1,5	1/4			
RDI016-10	RID MF 16x1,5-3/8	16x1,5	3/8			
RDI018-06	RID MF 18x1,5-1/4	18x1,5	1/4			
RDI018-10	RID MF 18x1,5-3/8	18x1,5	3/8			
RDI018-13	RID MF 18x1,5-1/2	18x1,5	1/2			
RDI019-22	RID MF 3/4-22x1,5	3/4	22x1,5			
RDI019-38	RID MF 3/4-38x1,5	3/4	38x1,5			
RDI022-05	RID MF 22x1,5-1/8	22x1,5	1/8			
RDI022-06	RID MF 22x1,5-1/4	22x1,5	1/4			
RDI022-10	RID MF 22x1,5-3/8	22x1,5	3/8			
RDI022-13	RID MF 22x1,5-1/2	22x1,5	1/2			
RDI026-13	RID MF 26x1,5-1/2	26x1,5	1/2			
RDI028-19	RID MF 28x1,5-3/4	28x1,5	3/4			
RDI038-13	RID MF 38x1,5-1/2	38x1,5	1/2			



RIDUZIONE MF NPT		D	D1	CH		
RDT006-05	RID NPT MF 1/4-1/8	1/4	1/8	17		
RDT010-05	RID NPT MF 3/8-1/8	3/8	1/8	19		
RDT010-06	RID NPT MF 3/8-1/4	3/8	1/4	19		
RDT013-05	RID NPT MF 1/2-1/8	1/2	1/8	24		
RDT013-06	RID NPT MF 1/2-1/4	1/2	1/4	24		
RDT013-10	RID NPT MF 1/2-3/8	1/2	3/8	24		
RDT019-06	RID NPT MF 3/4-1/4	3/4	1/4	27		
RDT019-10	RID NPT MF 3/4-3/8	3/4	3/8	27		
RDT019-13	RID NPT MF 3/4-1/2	3/4	1/2	27		
RDT025-06	RID NPT MF 1"-1/4	1"	1/4	36		
RDT025-10	RID NPT MF 1"-3/8	1"	3/8	36		
RDT025-13	RID NPT MF 1"-1/2	1"	1/2	36		
RDT025-19	RID NPT MF 1"-3/4	1"	3/4	36		
RDT032-13	RID NPT MF 1"1/4-1/2	1"1/4	1/2	46		
RDT032-19	RID NPT MF 1"1/4-3/4	1"1/4	3/4	46		
RDT032-25	RID NPT MF 1"1/4-1"	1"1/4	1"	46		
RDT038-19	RID NPT MF 1"1/2-3/4	1"1/2	3/4	50		
RDT038-25	RID NPT MF 1"1/2-1"	1"1/2	1"	50		
RDT038-32	RID NPT MF 1"1/2-1"1/4	1"1/2	1"1/4	50		
RDT050-25	RID NPT MF 2"-1"	2"	1"	60		
RDT050-32	RID NPT MF 2"-1"1/4	2"	1"1/4	60		
RDT050-38	RID NPT MF 2"-1"1/2	2"	1"1/2	60		
RDT060-32	RID NPT MF 2"1/2-1"1/4	2"1/2	1"1/4	75		
RDT060-38	RID NPT MF 2"1/2-1"1/2	2"1/2	1"1/2	75		
RDT060-50	RID NPT MF 2"1/2-2"	2"1/2	2"	75		
RDT070-50	RID NPT MF 3"-2"	3"	2"	90		
RDT070-60	RID NPT MF 3"-2"1/2	3"	2"1/2	90		


## RID ALTA MASCHIO GUARN. - FEM


		D	D1	CH		
	RGA005-06	RID MF 1/8GUA -1/4	1/8	1/4	19	
	RGA005-10	RID MF 1/8GUA-3/8	1/8	3/8	24	
	RGA006-05	RID MF 1/4GUA-1/8	1/4	1/8	19	
	RGA006-10	RID MF 1/4 GUA - 3/8	1/4	3/8	24	
	RGA006-13	RID MF 1/4GUA-1/2	1/4	1/2	30	
	RGA006-19	RID MF 1/4GUA-3/4	1/4	3/4	36	
	RGA010-06	RID MF 3/8GUA - 1/4	3/8	1/4	22	
	RGA010-13	RID MF 3/8GUA-1/2	3/8	1/2	30	
	RGA010-19	RID MF 3/8GUA-3/4	3/8	3/4	36	
	RGA013-10	RID MF 1/2 GUA-3/8	1/2	3/8	27	
	RGA013-19	RID MF 1/2GUA-3/4	1/2	3/4	36	
	RGA013-25	RID MF 1/2GUA-1"	1/2	1"	41	
	RGA013-32	RID MF 1/2GUA-1"1/4	1/2	1"1/4	55	
	RGA019-13	RID MF 3/4GUA-1/2	3/4	1/2	32	
	RGA019-25	RID MF 3/4GUA-1"	3/4	1"	41	
	RGA019-32	RID MF 3/4GUA-1"1/4	3/4	1"1/4	55	
	RGA019-38	RID MF 3/4GUA-1"1/2	3/4	1"1/2	60	
	RGA025-19	RID MF 1"GUA-3/4	1"	3/4	41	
	RGA025-32	RID MF 1"GUA-1"1/4	1"	1"1/4	55	
	RGA025-38	RID MF 1"GUA-1"1/2	1"	1"1/2	60	
	RGA032-25	RID MF 1"1/4GUA-1"	1"1/4	1"	50	
	RGA032-38	RID MF 1"1/4GUA-1"1/2	1"1/4	1"1/2	60	
	RGA038-32	RID MF 1"1/2GUA-1"1/4	1"1/2	1"1/4	50	


## RID A TAPPO MASCHIO GUARN. - FEM

		D	D1	CH		
	RGB010-05	RID MF 3/8GUA-1/8	3/8	1/8	22	
	RGB013-05	RID MF 1/2GUA-1/8	1/2	1/8	27	
	RGB013-06	RID MF 1/2GUA-1/4	1/2	1/4	27	
	RGB019-06	RID MF 3/4GUA-1/4	3/4	1/4	32	
	RGB019-10	RID MF 3/4GUA-3/8	3/4	3/8	32	
	RGB025-06	RID MF 1"GUA-1/4	1"	1/4	41	
	RGB025-10	RID MF 1"GUA-3/8	1"	3/8	41	
	RGB025-13	RID MF 1"GUA-1/2	1"	1/2	41	
	RGB032-13	RID MF 1"1/4GUA-1/2	1"1/4	1/2	50	
	RGB032-19	RID MF 1"1/4GUA -3/4	1"1/4	3/4	50	
	RGB038-13	RID MF 1"1/2GUA-1/2	1"1/2	1/2	55	
	RGB038-19	RID MF 1"1/2GUA-3/4	1"1/2	3/4	55	
	RGB038-25	RID MF 1"1/2GUA-1"	1"1/2	1"	55	



	GOMITO FEMMINA		D			
	RGFF05-05	GOM FF 1/8-1/8	1/8			
	RGFF06-06	GOM FF 1/4-1/4	1/4			
	RGFF10-10	GOM FF 3/8-3/8	3/8			
	RGFF13-13	GOM FF 1/2-1/2	1/2			
	RGFF19-19	GOM FF 3/4-3/4	3/4			
	RGFF25-25	GOM FF 1"-1"	1"			
	RGFF32-32	GOM FF 1"1/4-1"1/4	1"1/4			
	RGFF38-38	GOM FF 1"1/2-1"1/2	1"1/2			
	RGFF50-50	GOM FF 2"-2"	2"			

	GOMITO MASCHIO FEMMINA		D			
	RGMF05-05	GOMITO MF 1/8-1/8	1/8			
	RGMF06-06	GOMITO MF 1/4-1/4	1/4			
	RGMF10-10	GOMITO MF 3/8-3/8	3/8			
	RGMF13-13	GOMITO MF 1/2-1/2	1/2			
	RGMF19-19	GOMITO MF 3/4-3/4	3/4			
	RGMF25-25	GOMITO MF 1"-1"	1"			
	RGMF32-32	GOMITO MF 1"1/4-1"1/4	1"1/4			
	RGMF38-38	GOMITO MF 1"1/2-1"1/2	1"1/2			
	RGMF50-50	GOMITO MF 2"-2"	2"			

	GOMITO MASCHIO CON CIL		D			
	RGMM05-05	GOM MM 1/8-1/8	1/8			
	RGMM06-06	GOM MM 1/4-1/4	1/4			
	RGMM10-10	GOM MM 3/8-3/8	3/8			
	RGMM13-13	GOM MM 1/2-1/2	1/2			
	RGMM19-19	GOM MM 3/4-3/4	3/4			
	RGMM25-25	GOM MM 1"-1"	1"			
	RGMM32-32	GOM MM 1"1/4-1"1/4	1"1/4			
	RGMM38-38	GOM MM 1"1/2-1"1/2	1"1/2			
	RGMM50-50	GOM MM 2"-2"	2"			

	GOMITO JIC MASCHIO FEMMINA		D			
	RJGMF011	GOM JIC MF 7/16	7/16			
	RJGMF013	GOM JIC MF 1/2	1/2			
	RJGMF014	GOM JIC MF 9/16	9/16			
	RJGMF019	GOM JIC MF 3/4	3/4			
	RJGMF022	GOM JIC MF 7/8	7/8			
	RJGMF027	GOM JIC MF 1"1/16	1"1/16			
	RJGMF033	GOM JIC MF 1"5/16	1"5/16			
	RJGMF041	GOM JIC MF 1"5/8	1"5/8			
	RJGMF047	GOM JIC MF 1"7/8	1"7/8			




GOMITO COMPATTO MAS CON-F. GIR		D	CH			
306201	1/8	1/8	14			
306202	1/4	1/4	19			
306203	3/8	3/8	22			
306204	1/2	1/2	27			
306206	3/4	3/4	32			
306207	1"	1"	38			
306208	1"1/4	1"1/4	50			
306209	1"1/2	1"1/2	55			





GOMITO COMPATTO MAS NPT-F. GIR		D	CH			
306301	1/8	1/8	14			
306302	1/4	1/4	19			
306303	3/8	3/8	22			
306304	1/2	1/2	27			
306306	3/4	3/4	32			
306307	1"	1"	38			
306308	1"1/4	1"1/4	50			
306309	1"1/2	1"1/2	55			




GOMITO COMPATTO MAS CIL-F. GIR		D	CH			
306401	1/8	1/8	14			
306402	1/4	1/4	19			
306403	3/8	3/8	22			
306404	1/2	1/2	27			
306406	3/4	3/4	32			
306407	1"	1"	38			
306408	1"1/4	1"1/4	50			
306409	1"1/2	1"1/2	55			


	TEE FEMMINA		D			
	RTFF05-05	TEE FFF 1/8	1/8			
	RTFF06-06	TEE FFF 1/4	1/4			
	RTFF10-10	TEE FFF 3/8	3/8			
	RTFF13-13	TEE FFF 1/2	1/2			
	RTFF19-19	TEE FFF 3/4	3/4			
	RTFF25-25	TEE FFF 1"	1"			
	RTFF32-32	TEE FFF 1"1/4	1"1/4			
	RTFF38-38	TEE FFF 1"1/2	1"1/2			
	RTFF50-50	TEE FFF 2"	2"			


	TEE MASCHIO		D			
	RTMM05-05	TEE MMM 1/8	1/8			
	RTMM06-06	TEE MMM 1/4	1/4			
	RTMM10-10	TEE MMM 3/8	3/8			
	RTMM13-13	TEE MMM 1/2	1/2			
	RTMM19-19	TEE MMM 3/4	3/4			
	RTMM25-25	TEE MMM 1"	1"			
	RTMM32-32	TEE MMM 1"1/4	1"1/4			
	RTMM38-38	TEE MMM 1"1/2	1"1/2			
	RTMM50-50	TEE MMM 2"	2"			


TAPPO FEMMINA FISSA GAS		D	CH			
	TF005	TAPPO FEMM. FISSA 1/8	1/8	14		
	TF006	TAPPO FEMM. FISSA 1/4	1/4	17		
	TF010	TAPPO FEMM. FISSA 3/8	3/8	22		
	TF013	TAPPO FEMM. FISSA 1/2	1/2	27		
	TF016	TAPPO FEMM. FISSA 5/8	5/8	30		
	TF019	TAPPO FEMM. FISSA 3/4	3/4	32		
	TF025	TAPPO FEMM. FISSA 1"	1"	38		
	TF032	TAPPO FEMM. FISSA 1"1/4	1"1/4	50		
	TF038	TAPPO FEMM. FISSA 1"1/2	1"1/2	55		
	TF050	TAPPO FEMM. FISSA 2"	2"	65		


TAPPO FEMMINA FISSA METRICO		D	CH			
	TFM014	TAPPO FEMM. FISSA 14x1,5	14x1,5	19		
	TFM016	TAPPO FEMM. FISSA 16x1,5	16x1,5	22		
	TFM018	TAPPO FEMM. FISSA 18x1,5	18x1,5	24		
	TFM020	TAPPO FEMM. FISSA 20x1,5	20x1,5	27		
	TFM022	TAPPO FEMM. FISSA 22x1,5	22x1,5	27		


TAPPO GAS CONICO		D	L	CH		
	TPA005	TAPPO CON 1/8	1/8	15	14	
	TPA006	TAPPO CON 1/4	1/4	20	14	
	TPA010	TAPPO CON 3/8	3/8	21	19	
	TPA013	TAPPO CON 1/2	1/2	28	22	
	TPA019	TAPPO CON 3/4	3/4	30	27	
	TPA025	TAPPO CON 1"	1"	28	36	
	TPA032	TAPPO CON 1"1/4	1"1/4	37	46	
	TPA038	TAPPO CON 1"1/2	1"1/2	36	50	
	TPA050	TAPPO CON 2"	2"	42	60	
	TPA060	TAPPO CON 2"1/2	2"1/2	42	75	

TAPPO GAS CILINDRICO		D	CH			
	TPB005	TAPPO CIL 1/8	1/8	14		
	TPB006	TAPPO CIL 1/4	1/4	19		
	TPB010	TAPPO CIL 3/8	3/8	22		
	TPB013	TAPPO CIL 1/2	1/2	27		
	TPB016	TAPPO CIL 5/8	5/8	27		
	TPB019	TAPPO CIL 3/4	3/4	32		
	TPB025	TAPPO CIL 1"	1"	38		
	TPB032	TAPPO CIL 1"1/4	1"1/4	50		
	TPB038	TAPPO CIL 1"1/2	1"1/2	55		
	TPB050	TAPPO CIL 2"	2"	65		
	TPB051	TAPPO CIL 2"	2"	70		
	TPB060	TAPPO CIL 2"1/2	2"1/2	75		
	TPB061	TAPPO CIL 2"1/2	2"1/2	85		
	TPB070	TAPPO CIL 3"	3"	90		

	TAPPO METRICO		D	CH			
	TPC000010	TAPPO 10x1	10x1	14			
	TPC000012	TAPPO 12x1,5	12x1,5	17			
	TPC000014	TAPPO 14x1,5	14x1,5	19			
	TPC000016	TAPPO 16x1,5	16x1,5	22			
	TPC000018	TAPPO 18x1,5	18x1,5	24			
	TPC000020	TAPPO 20x1,5	20x1,5	24			
	TPC000022	TAPPO 22x1,5	22x1,5	27			
	TPC000024	TAPPO 24x1,5	24x1,5	30			
	TPC000026	TAPPO 26x1,5	26x1,5	32			
TPC000030	TAPPO 30x1,5	30x1,5	36				


	TAPPO ES.INCAS.GUARN.PIANA		D	CH			
	TPE005	TAPPO ES.INC.GUA 1/8	1/8	5			
	TPE006	TAPPO ES.INC.GUA 1/4	1/4	6			
	TPE010	TAPPO ES.INC.GUA 3/8	3/8	8			
	TPE013	TAPPO ES.INC.GUA 1/2	1/2	10			
	TPE019	TAPPO ES.INC.GUA 3/4	3/4	12			
	TPE025	TAPPO ES.INC.GUA 1"	1"	17			
	TPE032	TAPPO ES.INC.GUA 1"1/4	1"1/4	22			
	TPE038	TAPPO ES.INC.GUA 1"1/2	1"1/2	24			
	TPE050	TAPPO ES.INC.GUA 2"	2"	32			


	TAPPO ES.INCAS.GUARN.PIANA METRICO		D	CH			
	TPEM010	TAPPO ES.INC.GUA 10X1	10X1	5			
	TPEM012	TAPPO ES.INC.GUA 12X1,5	12x1,5				
	TPEM014	TAPPO ES.INC.GUA 14X1,5	14x1,5	6			
	TPEM016	TAPPO ES.INC.GUA 16X1,5	16x1,5	8			
	TPEM018	TAPPO ES.INC.GUA 18X1,5	18x1,5	8			
	TPEM020	TAPPO ES.INC.GUA 20X1,5	20x1,5	10			
	TPEM022	TAPPO ES.INC.GUA 22X1,5	22x1,5				
	TPEM024	TAPPO ES.INC.GUA 24X1,5	24x1,5				
	TPEM026	TAPPO ES.INC.GUA 26x1,5	26x1,5				
	TPEM027	TAPPO ES.INC.GUA 27x2	27x2				
	TPEM030	TAPPO ES.INC.GUA 30x1,5	30x1,5				
	TPEM033	TAPPO ES.INC.GUA 33x2	33x2				
	TPEM042	TAPPO ES.INC.GUA 42x2	42x2				
TPEM0482	TAPPO ES.INC.GUA 48x2	48x2					


	TAPPO ES.INCAS. DIN 908		D	L			
	TPE908005	TAPPO DIN 908 1/8	1/8	11			
	TPE908006	TAPPO DIN 908 1/4	1/4	15			
	TPE908010	TAPPO DIN 908 3/8	3/8	15			
	TPE908013	TAPPO DIN 908 1/2	1/2	18			
	TPE908019	TAPPO DIN 908 3/4	3/4	20			
	TPE908025	TAPPO DIN 908 1"	1"	21			
	TPE908032	TAPPO DIN 908 1"1/4	1"1/4	21			
	TPE908038	TAPPO DIN 908 1"1/2	1"1/2	21			
	TPE908050	TAPPO DIN 908 2"	2"	25			




TAPPO ES.INCAS. DIN 908 METRICO		D	L			
TPEM908008	TAPPO DIN 908 8X1	8X1	11			
TPEM908010	TAPPO DIN 908 10X1	10X1	11			
TPEM908012	TAPPO DIN 908 12X1,5	12X1,5	15			
TPEM908014	TAPPO DIN 908 14X1,5	14X1,5	15			
TPEM908016	TAPPO DIN 908 16X1,5	16X1,5	15			
TPEM908018	TAPPO DIN 908 18X1,5	18X1,5	16			
TPEM908020	TAPPO DIN 908 20X1,5	20X1,5	18			
TPEM908022	TAPPO DIN 908 22X1,5	22X1,5	18			
TPEM908024	TAPPO DIN 908 24X1,5	24X1,5	18			
TPEM908026	TAPPO DIN 908 26X1,5	26X1,5	20			
TPEM908027	TAPPO DIN 908 27X1,5	27X1,5	20			
TPEM908030	TAPPO DIN 908 30X1,5	30X1,5	20			
TPEM908033	TAPPO DIN 908 33X2	33X2	21			
TPEM908036	TAPPO DIN 908 36X1,5	36X1,5	21			
TPEM908038	TAPPO DIN 908 38X1,5	38X1,5	21			
TPEM908042	TAPPO DIN 908 42X2	42X2	21			
TPEM908048	TAPPO DIN 908 48X1,5	48X1,5	21			
TPEM9080482	TAPPO DIN 908 48X2	48X2	21			
TPEM908052	TAPPO DIN 908 52X1,5	52X1,5	21			


GRANO CONICO ES.INCAS.		D	H	CH		
	301001	GRANO CONICO ES.INC. 1/8	1/8	8	5	
	301002	GRANO CONICO ES.INC. 1/4	1/4	10	6	
	301003	GRANO CONICO ES.INC. 3/8	3/8	10	8	
	301004	GRANO CONICO ES.INC. 1/2	1/2	10	10	
	301005	GRANO CONICO ES.INC. 3/4	3/4	12	12	
	301006	GRANO CONICO ES.INC. 1"	1"	12	17	
	301007	GRANO CONICO ES.INC. 1"1/4	1"1/4			
	301008	GRANO CONICO ES.INC. 1"1/2	1"1/2			
	301009	GRANO CONICO ES.INC. 2"	2"			


GRANO CONICO ES.INCAS. BSP		D	H	CH		
	3010D01	GRANO CONICO ES.INC. 1/8	1/8	9,78	5	
	3010D02	GRANO CONICO ES.INC. 1/4	1/4	12,9	6	
	3010D03	GRANO CONICO ES.INC. 3/8	3/8	14,5	8	
	3010D04	GRANO CONICO ES.INC. 1/2	1/2	17,7	10	
	3010D05	GRANO CONICO ES.INC. 3/4	3/4	20,9	12	
	3010D06	GRANO CONICO ES.INC. 1"	1"	25,6	17	
	3010D07	GRANO CONICO ES.INC. 1"1/4	1"1/4			
	3010D08	GRANO CONICO ES.INC. 1"1/2	1"1/2			
	3010D09	GRANO CONICO ES.INC. 2"	2"			


GRANO CONICO ES.INCAS. METRICO		D	H	CH		
	3010M06	GRANO CON ES.INC. MET 6X1	6X1	6		
	3010M08	GRANO CON ES.INC. MET 8X1	8X1	8		
	3010M10	GRANO CON ES.INC. MET 10X1	10X1	8		
	3010M12	GRANO CON ES.INC. MET 12X1,5	12X1,5	10		
	3010M14	GRANO CON ES.INC. MET 14X1,5	14X1,5	10		
	3010M16	GRANO CON ES.INC. MET 16X1,5	16X1,5	10		
	3010M18	GRANO CON ES.INC. MET 18X1,5	18X1,5	10		
	3010M20	GRANO CON ES.INC. MET 20X1,5	20X1,5	10		
	3010M22	GRANO CON ES.INC. MET 22X1,5	22X1,5	10		
	3010M24	GRANO CON ES.INC. MET 24X1,5	24X1,5	12		
	3010M26	GRANO CON ES.INC. MET 26X1,5	26X1,5	12		
	3010M30	GRANO CON ES.INC. MET 30X1,5	30X1,5	12		

GRANO NPT ES.INCAS.		D	CH			
	301101	GRANO NPT ES.INC. 1/8	1/8	5		
	301102	GRANO NPT ES.INC. 1/4	1/4	6		
	301103	GRANO NPT ES.INC. 3/8	3/8	8		
	301104	GRANO NPT ES.INC. 1/2	1/2	10		
	301105	GRANO NPT ES.INC. 3/4	3/4	12		
	301106	GRANO NPT ES.INC. 1"	1"	17		
	301107	GRANO NPT ES.INC. 1"1/4	1"1/4			
	301008	GRANO NPT ES.INC. 1"1/2	1"1/2			
	301109	GRANO NPT ES.INC. 2"	2"			


TAPPO ES.INCAS. UNF + O-RING		D	L			
	TPEU011	TAPPO ES.INCAS. UNF 7/16	7/16	11		
	TPEU013	TAPPO ES.INCAS. UNF 1/2	1/2	11		
	TPEU014	TAPPO ES.INCAS. UNF 9/16	9/16	12		
	TPEU019	TAPPO ES.INCAS. UNF 3/4	3/4	14		
	TPEU022	TAPPO ES.INCAS. UNF 7/8	7/8	16		
	TPEU027	TAPPO ES.INCAS. UNF 1"1/16	1"1/16	19		
	TPEU030	TAPPO ES.INCAS. UNF 1"3/16	1"3/16	19		
	TPEU033	TAPPO ES.INCAS. UNF 1"5/16	1"5/16	19		
	TPEU041	TAPPO ES.INCAS. UNF 1"5/8	1"5/8	19		
	TPEU047	TAPPO ES.INCAS. UNF 1"7/8	1"7/8	19		


TAPPO FEMMINA GIR GAS		D	CH			
	TPF005	TAPPO FEMM GIR 1/8	1/8	14		
	TPF006	TAPPO FEMM GIR 1/4	1/4	19		
	TPF010	TAPPO FEMM GIR 3/8	3/8	22		
	TPF013	TAPPO FEMM GIR 1/2	1/2	27		
	TPF016	TAPPO FEMM GIR 5/8	5/8	30		
	TPF019	TAPPO FEMM GIR 3/4	3/4	32		
	TPF025	TAPPO FEMM GIR 1"	1"	38		
	TPF032	TAPPO FEMM GIR 1"1/4	1"1/4	46		
	TPF038	TAPPO FEMM GIR 1"1/2	1"1/2	55		
	TPF050	TAPPO FEMM GIR 2"	2"	65		

TAPPO FEMMINA GIR METRICO		D	CH			
	TPG012	TAPPO FEMM GIR 12x1,5	12x1,5	17		
	TPG014	TAPPO FEMM GIR 14x1,5	14x1,5	19		
	TPG016	TAPPO FEMM GIR 16x1,5	16x1,5	22		
	TPG018	TAPPO FEMM GIR 18x1,5	18x1,5	24		
	TPG020	TAPPO FEMM GIR 20x1,5	20x1,5	24		
	TPG022	TAPPO FEMM GIR 22x1,5	22x1,5	27		
	TPG024	TAPPO FEMM GIR 24x1,5	24x1,5	27		
	TPG026	TAPPO FEMM GIR 26x1,5	26x1,5	32		

TAPPO MASCHIO JIC		D	CH			
	TPJ011	TAPPO MASCHIO JIC 7/16	7/16	12		
	TPJ013	TAPPO MASCHIO JIC 1/2	1/2	14		
	TPJ014	TAPPO MASCHIO JIC 9/16	9/16	17		
	TPJ019	TAPPO MASCHIO JIC 3/4	3/4	19		
	TPJ022	TAPPO MASCHIO JIC 7/8	7/8	24		
	TPJ027	TAPPO MASCHIO JIC 1"1/16	1"1/16	27		
	TPJ033	TAPPO MASCHIO JIC 1"5/16	1"5/16	36		
	TPJ041	TAPPO MASCHIO JIC 1"5/8	1"5/8			
	TPJ047	TAPPO MASCHIO JIC 1"7/8	1"7/8			




	TAPPO FEMMINA JIC		D	CH			
	TPK011	TAPPO FEMMINA JIC 7/16	7/16	14			
	TPK013	TAPPO FEMMINA JIC 1/2	1/2	17			
	TPK014	TAPPO FEMMINA JIC 9/16	9/16	19			
	TPK019	TAPPO FEMMINA JIC 3/4	3/4	24			
	TPK022	TAPPO FEMMINA JIC 7/8	7/8	27			
	TPK027	TAPPO FEMMINA JIC 1"1/16	1"1/16	32			
	TPK033	TAPPO FEMMINA JIC 1"5/16	1"5/16	38			
	TPK041	TAPPO FEMMINA JIC 1"5/8	1"5/8	50			
	TPK047	TAPPO FEMMINA JIC 1"7/8	1"7/8	55			

	TAPPO MASCHIO NPT		D	CH			
	TPT005	TAPPO MASCHIO NPT 1/8	1/8	12			
	TPT006	TAPPO MASCHIO NPT 1/4	1/4	17			
	TPT010	TAPPO MASCHIO NPT 3/8	3/8	19			
	TPT013	TAPPO MASCHIO NPT 1/2	1/2	22			
	TPT019	TAPPO MASCHIO NPT 3/4	3/4	27			
	TPT025	TAPPO MASCHIO NPT 1"	1"	36			
	TPT032	TAPPO MASCHIO NPT 1"1/4	1"1/4	46			
	TPT038	TAPPO MASCHIO NPT 1"1/2	1"1/2	50			
	TPT050	TAPPO MASCHIO NPT 2"	2"	60			
	TPT060	TAPPO MASCHIO NPT 2"1/2	2"1/2	75			
	TPT070	TAPPO MASCHIO NPT 3"	3"	90			

	TAPPO TESTA ESAG. UNF + O-RING		D				
	TPU011	TAPPO TESTA ESAG UNF 7/16	7/16				
	TPU013	TAPPO TESTA ESAG UNF 1/2	1/2				
	TPU014	TAPPO TESTA ESAG UNF 9/16	9/16				
	TPU019	TAPPO TESTA ESAG UNF 3/4	3/4				
	TPU022	TAPPO TESTA ESAG UNF 7/8	7/8				
	TPU027	TAPPO TESTA ESAG UNF 1"1/16	1"1/16				
	TPU033	TAPPO TESTA ESAG UNF 1"5/16	1"5/16				
	TPU041	TAPPO TESTA ESAG UNF 1"5/8	1"5/8				
TPU047	TAPPO TESTA ESAG UNF 1"7/8	1"7/8					

	TAPPO MASCHIO ORFS		D	L	CH		
	TPORFS014	TAPPO MAS 9/16 ORFS	9/16				
	TPORFS017	TAPPO MAS 11/16 ORFS	11/16				
	TPORFS020	TAPPO MAS 13/16 ORFS	13/16				
	TPORFS025	TAPPO MAS 1" ORFS	1"				
	TPORFS030	TAPPO MAS 1"3/16 ORFS	1"3/16				
	TPORFS036	TAPPO MAS 1"7/16 ORFS	1"7/16				
	TPORFS042	TAPPO MAS 1"11/16 ORFS	1"11/16				

	TAPPO FEMMINA ORFS		D	L	CH		
	TPORFSF014	TAPPO FEM 9/16 ORFS	9/16				
	TPORFSF017	TAPPO FEM 11/16 ORFS	11/16				
	TPORFSF020	TAPPO FEM 13/16 ORFS	13/16				
	TPORFSF025	TAPPO FEM 1" ORFS	1"				
	TPORFSF030	TAPPO FEM 1"3/16 ORFS	1"3/16				
	TPORFSF036	TAPPO FEM 1"7/16 ORFS	1"7/16				
	TPORFSF042	TAPPO FEM 1"11/16 ORFS	1"11/16				

	VALVOLA NON RITORNO						
	VNR005	1/8					
	VNR006	1/4					
	VNR010	3/8					
	VNR013	1/2					
	VNR019	3/4					
	VNR025	1"					

RACCORDERIA

BASSA

PRESSIONE




BUSSOLA ACCIAIO BOMBATA		D	D1	L	F
BCAC1922	BUSS. ACC. 19 X 22	19	22	22	15
BCAC2225	BUSS. ACC. 22 x 25	22	25	24	
BCAC2528	BUSS. ACC. 25 x 28	25	28	31	20
BCAC2730	BUSS. ACC. 27 x 30	27	30	32	
BCAC2932	BUSS. ACC. 29 x 32	29	32	34	23
BCAC3235	BUSS. ACC. 32 x 35	32	35	35	25
BCAC3438	BUSS. ACC. 34 x 38	34	38	38	
BCAC3538	BUSS. ACC. 35 x 38	35	38	38	28
BCAC3740	BUSS. ACC. 37 x 40	37	40	40	29
BCAC3942	BUSS. ACC. 39 x 42	39	42	42	30
BCAC4245	BUSS. ACC. 42 x 45	42	45	42	35
BCAC4650	BUSS. ACC. 46 x 50	46	50	49	38
BCAC4852	BUSS. ACC. 48 x 52	48	52	46	
BCAC5055	BUSS. ACC. 50 x 55	50	55	53	42
BCAC5660	BUSS. ACC. 56 x 60	56	60	58	45
BCAC6165	BUSS. ACC. 61 x 65	61	65	58	49
BCAC6570	BUSS. ACC. 65 x 70	65	70	65	54
BCAC7276	BUSS. ACC. 72 x 76	72	76	75	60
BCAC7782	BUSS. ACC. 77 x 82	77	82	75	66
BCAC8085	BUSS. ACC. 80 x 85	80	85	64	
BCAC8389	BUSS. ACC. 83 x 89	83	89	67	73
BCAC8590	BUSS. ACC. 85 x 90	85	90	70	
BCAC94100	BUSS. ACC. 94 x 100	94	100	72	83
BCAC100105	BUSS. ACC. 100 x 105	100	105	75	
BCAC104110	BUSS. ACC. 104 x 110	104	110	78	
BCAC119125	BUSS. ACC. 119 x 125	119	125	82	




BUSSOLA ACCIAIO LISCIA		D	D1	L	
BCACL1922	B. ACC. 19 x 22 LISCIA	19	22	22	
BCACL2225	B. ACC. 22 x 25 LISCIA	22	25	24	
BCACL2528	B. ACC. 25 x 28 LISCIA	25	28	30	
BCACL2730	B. ACC. 27 x 30 LISCIA	27	30	32	
BCACL2932	B. ACC. 29 x 32 LISCIA	29	32	34	
BCACL3235	B. ACC. 32 x 35 LISCIA	32	35	35	
BCACL3438	B. ACC. 34 x 38 LISCIA	34	38	38	
BCACL3538	B. ACC. 35 x 38 LISCIA	35	38	38	
BCACL3740	B. ACC. 37 x 40 LISCIA	37	40	40	
BCACL3942	B. ACC. 39 x 42 LISCIA	39	42	42	
BCACL4245	B. ACC. 42 x 45 LISCIA	42	45	45	
BCACL4650	B. ACC. 46 x 50 LISCIA	46	50	50	
BCACL5055	B. ACC. 50 x 55 LISCIA	50	55	55	
BCACL5660	B. ACC. 56 x 60 LISCIA	56	60	60	
BCACL6165	B. ACC. 61 x 65 LISCIA	61	65	65	
BCACL6570	B. ACC. 65 x 70 LISCIA	65	70	70	
BCACL7276	B. ACC. 72 x 76 LISCIA	72	76	75	
BCACL7782	B. ACC. 77 x 82 LISCIA	77	82	75	
BCACL8389	B. ACC. 83 x 89 LISCIA	83	89	67	
BCACL94100	B. ACC. 94 x 100 LISCIA	94	100	72	
BCACL100105	B. ACC. 100 x 105 LISCIA	100	105	75	
BCACL127133	B. ACC. 127 x 133 LISCIA	127	133	100	

Ci riserviamo di apportare modifiche senza alcun obbligo di preavviso



BUSSOLA ALLUMINIO		D	D1	F		
BCAL1113	BUSS ALL 11X13	11	13			
BCAL1214	BUSS ALL 12X14	12	14			
BCAL1315	BUSS ALL 13,5X15	13,5	15	9,5		
BCAL1416	BUSS ALL 14X16	14	16			
BCAL1517	BUSS ALL 15X17	15	17			
BCAL1618	BUSS ALL 16X18	16	18			
BCAL1719	BUSS ALL 17,5X19	17,5	19			
BCAL1820	BUSS ALL 18X20	18	20			
BCAL1921	BUSS ALL 19X21	19	21			
BCAL2022	BUSS ALL 20X22	20	22	15		
BCAL2123	BUSS ALL 21X23	21	23			
BCAL2224	BUSS ALL 22X24	22	24			
BCAL2325	BUSS ALL 23X25	23	25			
BCAL2426	BUSS ALL 24X26	24	26	15		
BCAL2426F17	BUSS ALL 24X26	24	26	17		
BCAL2628	BUSS ALL 26X28	26	28			
BCAL2830	BUSS ALL 28X30	28	30	20		
BCAL3032	BUSS ALL 30X32	30	32	20		
BCAL3335	BUSS ALL 33X35	33	35			
BCAL3436	BUSS ALL 34X36	34	36			
BCAL3638	BUSS ALL 36X38	36	38			
BCAL3840	BUSS ALL 38X40	38	40	27		
BCAL4649	BUSS ALL 46X49	46	49	33,5		
BCAL5660	BUSS ALL 56X60	56	60	41		
BCAL6771	BUSS ALL 67X71	67	71	50,8		



CODOLO BP		D	D1			
COD006-05	COD BP 1/4-3/16	1/4	3/16			
COD006	COD BP 1/4	1/4	1/4			
COD006-08	COD BP 1/4-5/16	1/4	5/16			
COD010-06	COD BP 3/8-1/4	3/8	1/4			
COD010-08	COD BP 3/8-5/16	3/8	5/16			
COD010	COD BP 3/8	3/8	3/8			
COD013-10	COD BP 1/2-3/8	1/2	3/8			
COD013	COD BP 1/2	1/2	1/2			
COD013-16	COD BP 1/2-5/8	1/2	5/8			
COD019-16	COD BP 3/4-5/8	3/4	5/8			
COD019	COD BP 3/4	3/4	3/4			
COD025-19	COD BP 1"-3/4	1"	3/4			
COD025	COD BP 1"	1"	1"			
COD032	COD BP 1"1/4	1"1/4	1"1/4			
COD038	COD BP 1"1/2	1"1/2	1"1/2			
COD050	COD BP 2"	2"	2"			
COD060	COD BP 2"1/2	2"1/2	2"1/2			
COD070	COD BP 3"	3"	3"			

Ci riserviamo di apportare modifiche senza alcun obbligo di preavviso




CODOLO BP		D	D1			
COP006	COD BP 1/4	1/4	1/4			
COP010	COD BP 3/8	3/8	3/8			
COP013	COD BP 1/2	1/2	1/2			
COP019	COD BP 3/4	3/4	3/4			
COP025-19	COD BP 1"-3/4	1"	3/4			
COP025	COD BP 1"	1"	1"			
COP032	COD BP 1"1/4	1"1/4	1"1/4			
COP038	COD BP 1"1/2	1"1/2	1"1/2			
COP050	COD BP 2"	2"	2"			
COP060	COD BP 2"1/2	2"1/2	2"1/2			
COP070	COD BP 3"	3"	3"			


CODOLO 90° BP PIANO		D	D1			
COP9006-06	COD BP 90° 1/4 PIANO	1/4	1/4			
COP9010-10	COD BP 90° 3/8 PIANO	3/8	3/8			
COP9013-10	COD BP 90° 1/2-3/8 PIANO	1/2	3/8			
COP9013-13	COD BP 90° 1/2-1/2 PIANO	1/2	1/2			
COP9019-13	COD BP 90° 3/4-1/2 PIANO	3/4	1/2			
COP9019-19	COD BP 90° 3/4-3/4 PIANO	3/4	3/4			
COP9025-19	COD BP 90° 1"-3/4 PIANO	1"	3/4			
COP9025-25	COD BP 90° 1"-1" PIANO	1"	1"			


	DADO SFILABILE GAS		D	CH		
	DSG006	DADO SF 1/4	1/4	17		
	DSG010	DADO SF 3/8	3/8	19		
	DSG013	DADO SF 1/2	1/2	24		
	DSG019	DADO SF 3/4	3/4	32		
	DSG025	DADO SF 1"	1"	38		
	DSG032	DADO SF 1"1/4	1"1/4	46		
	DSG038	DADO SF 1"1/2	1"1/2	55		
	DSG050	DADO SF 2"	2"	65		
	DSG060	DADO SF 2"1/2	2"1/2	85		
DSG070	DADO SF 3"	3"	100			

	FEMMINA BP		D	D1	CH		
	FMABP06-05	FEMM BP 1/4-3/16	1/4	3/16	17		
	FMABP06-06	FEMM BP 1/4-1/4	1/4	1/4	17		
	FMABP06-08	FEMM BP 1/4-5/16	1/4	5/16	17		
	FMABP10-06	FEMM BP 3/8-1/4	3/8	1/4	19		
	FMABP10-08	FEMM BP 3/8-5/16	3/8	5/16	19		
	FMABP10-10	FEMM BP 3/8-3/8	3/8	3/8	19		
	FMABP10-13	FEMM BP 3/8-1/2	3/8	1/2			
	FMABP13-10	FEMM BP 1/2-3/8	1/2	3/8	24		
	FMABP13-13	FEMM BP 1/2-1/2	1/2	1/2	24		
	FMABP13-16	FEMM BP 1/2-5/8	1/2	5/8			
	FMABP19-16	FEMM BP 3/4-5/8	3/4	5/8	32		
	FMABP19-19	FEMM BP 3/4-3/4	3/4	3/4	32		
	FMABP25-19	FEMM BP 1"-3/4	1"	3/4	38		
	FMABP25-25	FEMM BP 1"-1"	1"	1"	38		
	FMABP32-32	FEMM BP 1"1/4-1"1/4	1"1/4	1"1/4	46		
	FMABP38-32	FEMM BP 1"1/2-1"1/4	1"1/2	1"1/4	55		
	FMABP38-38	FEMM BP 1"1/2-1"1/2	1"1/2	1"1/2	55		
	FMABP50-50	FEMM BP 2"-2"	2"	2"	65		
	FMABP60-60	FEMM BP 2"1/2-2"1/2	2"1/2	2"1/2	85		
FMABP70-70	FEMM BP 3"-3"	3"	3"	100			

	FEMMINA METRICA BP		D	D1	CH		
	FMBBP14-06	FEMM BP 14X1,5-1/4	14x1,5	1/4	14		
	FMBBP16-08	FEMM BP 16X1,5-5/16	16x1,5	5/16	19		
	FMBBP18-10	FEMM BP 18X1,5-3/8	18x1,5	3/8	24		
	FMBBP18-13	FEMM BP 18X1,5-1/2	18x1,5	1/2	24		
	FMBBP22-10	FEMM BP 22X1,5-3/8	22x1,5	3/8	27		
	FMBBP22-13	FEMM BP 22X1,5-1/2	22x1,5	1/2	27		
	FMBBP26-16	FEMM BP 26X1,5-5/8	26x1,5	5/8	30		
FMBBP26-19	FEMM BP 26X1,5-3/4	26x1,5	3/4	30			

Ci riserviamo di apportare modifiche senza alcun obbligo di preavviso

	FEMMINA 90°BP		D	D1	CH		
	FMEBP06-06	F90° BP 1/4-1/4	1/4	1/4	17		
	FMEBP06-08	F90° BP 1/4-5/16	1/4	5/16	17		
	FMEBP10-08	F90° BP 3/8-5/16	3/8	5/16	19		
	FMEBP10-10	F90° BP 3/8-3/8	3/8	3/8	19		
	FMEBP10-13	F90° BP 3/8-1/2	3/8	1/2	19		
	FMEBP13-10	F90° BP 1/2-3/8	1/2	3/8	24		
	FMEBP13-13	F90° BP 1/2-1/2	1/2	1/2	24		
	FMEBP13-16	F90° BP 1/2-5/8	1/2	5/8	24		
	FMEBP19-16	F90° BP 3/4-5/8	3/4	5/8	32		
	FMEBP19-19	F90° BP 3/4-3/4	3/4	3/4	32		
	FMEBP25-19	F90° BP 1"-3/4	1"	3/4	38		
	FMEBP25-25	F90° BP 1"-1"	1"	1"	38		
	FMEBP32-32	F90° BP 1"1/4-1"1/4	1"1/4	1"1/4	46		
	FMEBP38-38	F90° BP 1"1/2-1"1/2	1"1/2	1"1/2	55		
	FMEBP50-50	F90° BP 2"-2"	2"	2"	65		
FMEBP60-60	F90° BP 2"-2"	2"	2"	85			

	FEMMINA MET 90°BP		D	D1	CH		
	FMGBP14-06	F90° BP 14X1,5-1/4	14x1,5	1/4	17		
	FMGBP16-08	F90° BP 16X1,5-5/16	16x1,5	5/16	19		
	FMGBP18-10	F90° BP 18X1,5-3/8	18x1,5	3/8	22		
	FMGBP18-13	F90° BP 18X1,5-1/2	18x1,5	1/2	22		
	FMGBP22-13	F90° BP 22X1,5-1/2	22x1,5	1/2	27		
	FMGBP26-16	F90° BP 26X1,5-5/8	26x1,5	5/8	30		
	FMGBP26-19	F90° BP 26X1,5-3/4	26x1,5	3/4	30		

	FEMMINA 45° BP		D	D1	CH		
	FMDBP06-06	F45° BP 1/4-1/4	1/4	1/4	17		
	FMDBP10-10	F45° BP 3/8-3/8	3/8	3/8	19		
	FMDBP13-13	F45° BP 1/2-1/2	1/2	1/2	24		
	FMDBP19-19	F45° BP 3/4-3/4	3/4	3/4	32		
	FMDBP25-25	F45° BP 1"-1"	1"	1"	38		
	FMDBP32-32	F45° BP 1"1/4-1"1/4	1"1/4	1"1/4	46		
	FMDBP38-38	F45° BP 1"1/2-1"1/2	1"1/2	1"1/2	55		
	FMDBP50-50	F45° BP 2"-2"	2"	2"	65		
FMDBP60-60	F45° BP 2"1/2-2"1/2	2"1/2	2"1/2	85			





MASCHIO CILINDRICO BP		D	D1	CH		
MSABP05-06	MAS CIL 1/8-1/4 BP	1/8	1/4	14		
MSABP06-06	MAS CIL 1/4-1/4 BP	1/4	1/4	17		
MSABP06-08	MAS CIL 1/4-5/16 BP	1/4	5/16	19		
MSABP06-10	MAS CIL 1/4-3/8 BP	1/4	3/8	19		
MSABP06-13	MAS CIL 1/4-1/2 BP	1/4	1/2	17		
MSABP10-08	MAS CIL 3/8-5/16 BP	3/8	5/16	19		
MSABP10-10	MAS CIL 3/8-3/8 BP	3/8	3/8	22		
MSABP10-13	MAS CIL 3/8-1/2 BP	3/8	1/2	19		
MSABP10-16	MAS CIL 3/8-5/8 BP	3/8	5/8	19		
MSABP13-10	MAS CIL 1/2-3/8 BP	1/2	3/8	24		
MSABP13-13	MAS CIL 1/2-1/2 BP	1/2	1/2	24		
MSABP13-16	MAS CIL 1/2-5/8 BP	1/2	5/8	24		
MSABP13-19	MAS CIL 1/2-3/4 BP	1/2	3/4	24		
MSABP19-16	MAS CIL 3/4-5/8 BP	3/4	5/8	30		
MSABP19-19	MAS CIL 3/4-3/4 BP	3/4	3/4	30		
MSABP19-25	MAS CIL 3/4-1" BP	3/4	1"	30		
MSABP25-19	MAS CIL 1"-3/4 BP	1"	3/4	36		
MSABP25-25	MAS CIL 1"-1" BP	1"	1"	34		
MSABP25-32	MAS CIL 1"-1"1/4 BP	1"	1"1/4	36		
MSABP25-35	MAS CIL 1"-T.35 BP	1"	35	36		
MSABP25-38	MAS CIL 1"-1"1/2 BP	1"	1"1/2	41		
MSABP25-50	MAS CIL 1"-2" BP	1"	2"	55		
MSABP32-32	MAS CIL 1"1/4-1"1/4 BP	1"1/4	1"1/4	46		
MSABP32-38	MAS CIL 1"1/4-1"1/2 BP	1"1/4	1"1/2	46		
MSABP38-38	MAS CIL 1"1/2-1"1/2 BP	1"1/2	1"1/2	50		
MSABP50-50	MAS CIL 2"-2" BP	2"	2"	60		
MSABP60-59	MAS CIL 2"1/2-2"3/8 BP	2"1/2	2"3/8	75		
MSABP60-60	MAS CIL 2"1/2-2"1/2 BP	2"1/2	2"1/2	75		
MSABP70-70	MAS CIL 3"-3" BP	3"	3"	90		



MASCHIO CONICO BP		D	D1	CH		
MSBBP06-06	MAS CON 1/4-1/4 BP	1/4	1/4	14		
MSBBP06-08	MAS CON 1/4 - 5/16 BP	1/4	5/16	14		
MSBBP10-10	MAS CON 3/8-3/8 BP	3/8	3/8	22		
MSBBP10-16	MAS CON 3/8-5/8 BP	3/8	5/8	22		
MSBBP10-19	MAS CON 3/8-3/4 BP	3/8	3/4	22		
MSBBP13-13	MAS CON 1/2-1/2 BP	1/2	1/2	22		
MSBBP13-16	MAS CON 1/2-5/8 BP	1/2	5/8	22		
MSBBP13-19	MAS CON 1/2-3/4 BP	1/2	3/4	22		
MSBBP19-19	MAS CON 3/4-3/4 BP	3/4	3/4	27		
MSBBP25-25	MAS CON 1"-1" BP	1"	1"	34		
MSBBP25-32	MAS CON 1"-1"1/4 BP	1"	1"1/4	36		
MSBBP32-32	MAS CON 1"1/4-1"1/4 BP	1"1/4	1"1/4	46		
MSBBP38-38	MAS CON 1"1/2-1"1/2 BP	1"1/2	1"1/2	50		
MSBBP50-50	MAS CON 2"-2" BP	2"	2"	60		
MSBBP60-59	MAS CON 2"1/2-2"3/8 BP	2"1/2	2"3/8	75		
MSBBP60-60	MAS CON 2"1/2-2"1/2 BP	2"1/2	2"1/2	75		
MSBBP70-70	MAS CON 3"-3" BP	3"	3"	90		



OCCHIO BP A PRESSARE GAS		D	D1			
OCABP06-06	OCCHIO BP 1/4-1/4	1/4	1/4			
OCABP06-08	OCCHIO BP 1/4-5/16	1/4	5/16			
OCABP06-10	OCCHIO BP 1/4-3/8	1/4	3/8			
OCABP06-13	OCCHIO BP 1/4-1/2	1/4	1/2			
OCABP10-08	OCCHIO BP 3/8-5/16	3/8	5/16			
OCABP10-10	OCCHIO BP 3/8-3/8	3/8	3/8			
OCABP10-13	OCCHIO BP 3/8-1/2	3/8	1/2			
OCABP10-16	OCCHIO BP 3/8-5/8	3/8	5/8			
OCABP13-13	OCCHIO BP 1/2-1/2	1/2	1/2			
OCABP13-16	OCCHIO BP 1/2-5/8	1/2	5/8			
OCABP13-19	OCCHIO BP 1/2-3/4	1/2	3/4			
OCABP19-16	OCCHIO BP 3/4-5/8	3/4	5/8			
OCABP19-19	OCCHIO BP 3/4-3/4	3/4	3/4			
OCABP19-25	OCCHIO BP 3/4-1"	3/4	1"			





OCCHIO BP A PRESSARE METRICO		D	D1			
OCBBP06-05	OCCHIO BP 6-3/16	6	3/16			
OCBBP08-05	OCCHIO BP 8-3/16	8	3/16			
OCBBP08-06	OCCHIO BP 8-1/4	8	1/4			
OCBBP10-06	OCCHIO BP 10-1/4	10	1/4			
OCBBP10-08	OCCHIO BP 10-5/16	10	5/16			
OCBBP10-10	OCCHIO BP 10-3/8	10	3/8			
OCBBP12-06	OCCHIO BP 12-1/4	12	1/4			
OCBBP12-08	OCCHIO BP 12-5/16	12	5/16			
OCBBP12-10	OCCHIO BP 12-3/8	12	3/8			
OCBBP14-06	OCCHIO BP 14-1/4	14	1/4			
OCBBP14-08	OCCHIO BP 14-5/16	14	5/16			
OCBBP14-10	OCCHIO BP 14-3/8	14	3/8			
OCBBP14-13	OCCHIO BP 14-1/2	14	5/16			
OCBBP16-10	OCCHIO BP 16-3/8	16	3/8			
OCBBP16-13	OCCHIO BP 16-1/2	16	1/2			
OCBBP16-16	OCCHIO BP 14-3/8	14	3/8			
OCBBP18-10	OCCHIO BP 14-1/2	14	1/2			
OCBBP18-13	OCCHIO BP 16-3/8	16	3/8			
OCBBP18-16	OCCHIO BP 18-1/2	18	1/2			
OCBBP18-19	OCCHIO BP 18-3/4	18	3/4			
OCBBP22-13	OCCHIO BP 22-1/2	22	1/2			
OCBBP22-16	OCCHIO BP 22-5/8	22	5/8			
OCBBP22-19	OCCHIO BP 22-3/4	22	3/4			


RACCORDERIA

A SALDARE


	FASCETTA A SALDARE		D	D1		
	BCAS1214	FASCETTA 12X14	12	14		
	BCAS1416	FASCETTA 14X16	14	16		
	BCAS1820	FASCETTA 18X20	18	20		
	BCAS1922	FASCETTA 19X22	19	22		
	BCAS2628	FASCETTA 26X28	26	28		
	BCAS3032	FASCETTA 30X32	30	32		
	BCAS3638	FASCETTA 36X38	36	38		
	BCAS4648	FASCETTA 46X48	46	48		
	BCAS5660	FASCETTA 56X60	56	60		
	BCAS6770	FASCETTA 67X70	67	70		
BCAS7276	FASCETTA 72X76	72	76			


	BORCHIA GAS A SALDARE		D	D1	L	
	BRA000005	BORCHIA 1/8	1/8	16	13	
	BRA000006	BORCHIA 1/4	1/4	20	16	
	BRA000010	BORCHIA 3/8	3/8	24	17	
	BRA000013	BORCHIA 1/2	1/2	30	18	
	BRA000019	BORCHIA 3/4	3/4	36	20	
	BRA000025	BORCHIA 1"	1"	43	23	
	BRA000032	BORCHIA 1"1/4	1"1/4	55	30	
	BRA000038	BORCHIA 1"1/2	1"1/2	62	30	
	BRA000050	BORCHIA 2"	2"	70	30	
	BRA000060	BORCHIA 2"1/2	2"1/2	90	40	
BRA000070	BORCHIA 3"	3"	108	54		

	BORCHIA METRICA A SALDARE		D	D1	L	
	BRB000010	BORCHIA 10X1	10x1			
	BRB000012	BORCHIA 12x1,5	12x1,5	18	16	
	BRB000014	BORCHIA 14x1,5	14x1,5	20	16	
	BRB000016	BORCHIA 16x1,5	16x1,5	26	17	
	BRB000018	BORCHIA 18x1,5	18x1,5	28	18	
	BRB000020	BORCHIA 20x1,5	20x1,5	30	18	
	BRB000022	BORCHIA 22x1,5	22x1,5	30	18	
	BRB000024	BORCHIA 24x1,5	24x1,5	32	20	
	BRB000026	BORCHIA 26x1,5	26x1,5	36	20	
BRB000030	BORCHIA 30x1,5	30x1,5	43	22		

	BORCHIA NPT A SALDARE		D	D1	L	
	BRT000006	BORCHIA 1/4	1/4	20	16	
	BRT000010	BORCHIA 3/8	3/8	24	17	
	BRT000013	BORCHIA 1/2	1/2	30	18	
	BRT000019	BORCHIA 3/4	3/4	36	20	
	BRT000025	BORCHIA 1"	1"	43	23	
	BRT000032	BORCHIA 1"1/4	1"1/4	55	30	
	BRT000038	BORCHIA 1"1/2	1"1/2	62	30	
	BRT000050	BORCHIA 2"	2"	70	30	
	BRT000060	BORCHIA 2"1/2	2"1/2	90	40	
	BRT000070	BORCHIA 3"	3"	108	54	

	CODOLO A SALDARE CON OR		D	L			
	CDS06	CODOLO A SALD 6 SP 1,5	6	31			
	CDS08	CODOLO A SALD 8 SP 1,5	8	31			
	CDS10	CODOLO A SALD 10 SP 2	10	35			
	CDS12	CODOLO A SALD 12 SP 2,5	12	35			
	CDS14	CODOLO A SALD 14 SP 3	14	40			
	CDS16	CODOLO A SALD 16 SP 3	16	42			
	CDS20	CODOLO A SALD 20 SP 2,5	20	48			
	CDS25	CODOLO A SALD 25 SP 4	25	50			
	CDS30	CODOLO A SALD 30 SP 4	30	59			
CDS38	CODOLO A SALD 38 SP 5	38	56				


	TESTINA A SALDARE FE/OR SERIE "L"		D				
	TSL018	TEST. A SALD. 18L-26X1,5	18				
	TSL022	TEST. A SALD. 22L-30X2	22				
	TSL028	TEST. A SALD. 28L-36X2	28				
	TSL035	TEST. A SALD. 35L-45X2	35				
	TSL042	TEST. A SALD. 42L-52X2	42				
	TESTINA A SALDARE FE/OR SERIE "S"		D				
	TSS020	TEST. A SALD. 20S-30X2	20				
	TSS025	TEST. A SALD. 25S-36X2	25				
	TSS030	TEST. A SALD. 30S-42X2	30				
TSS038	TEST. A SALD. 38S-52X2	38					


	TESTINA A SALDARE		D				
	TSG006	TEST. A SALD. 1/4	1/4				
	TSG010	TEST. A SALD. 3/8	3/8				
	TSG013	TEST. A SALD. 1/2	1/2				
	TSG019	TEST. A SALD. 3/4	3/4				
	TSG025	TEST. A SALD. 1"	1"				
	TSG032	TEST. A SALD. 1"1/4	1"1/4				
	TSG038	TEST. A SALD. 1"1/2	1"1/2				
	TSG050	TEST. A SALD. 2"	2"				

CODOLO A SALDARE DI TASCA		T	D			
COT06-06	COD 1/4 T.6	6	1/4			
COT08-06	COD 1/4 T.8	8	1/4			
COT08-08	COD 5/16 T.8	8	5/16			
COT10-06	COD 1/4 T.10	10	1/4			
COT10-08	COD 5/16 T.10	10	5/16			
COT10-10	COD 3/8 T.10	10	3/8			
COT12-08	COD 5/16 T.12	12	5/16			
COT12-10	COD 3/8 T.12	12	3/8			
COT14-10	COD 3/8 T.14	14	3/8			
COT14-13	COD 1/2 T.14	14	1/2			
COT15-13	COD 1/2 T.15	15	1/2			
COT16-13	COD 1/2 T.16	16	1/2			
COT16-16	COD 5/8 T.16	16	5/8			
COT18-13	COD 1/2 T.18	18	1/2			
COT18-16	COD 5/8 T.18	18	5/8			
COT20-13	COD 1/2 T.20	20	1/2			
COT20-16	COD 5/8 T.20	20	5/8			
COT20-19	COD 3/4 T.20	20	3/4			
COT22-19	COD 3/4 T.22	22	3/4			
COT25-19	COD 3/4 T.25	25	3/4			
COT25-25	COD 1" T.25	25	1"			
COT26-25	COD 1" T.26	26	1"			
COT28-25	COD 1" T.28	28	1"			
COT30-25	COD 1" T.30	30	1"			
COT32-32	COD 1"1/4 T.32	32	1"1/4			
COT35-32	COD 1"1/4 T.35	35	1"1/4			
COT38-38	COD 1"1/2 T.38	38	1"1/2			
COT50-50	COD 2" T.50	50	2"			


FEMMINA A SALDARE		D	CH			
FMAS006	FEMM 1/4 A SALD	1/4	17			
FMAS010	FEMM 3/8 A SALD	3/8	19			
FMAS013	FEMM 1/2 A SALD	1/2	24			
FMAS019	FEMM 3/4 A SALD	3/4	32			
FMAS025	FEMM 1" A SALD	1"	38			
FMAS032	FEMM 1"1/4 A SALD	1"1/4	46			
FMAS038	FEMM 1"1/2 A SALD	1"1/2	55			
FMAS050	FEMM 2" A SALD	2"	65			
FMAS060	FEMM 2"1/2 A SALD	2"1/2	85			
FMAS070	FEMM 3" A SALD	3"	100			


FEMMINA 90° A SALDARE		D	CH			
	FMES006	F90° A SALD 1/4	1/4	17		
	FMES010	F90° A SALD 3/8	3/8	19		
	FMES013	F90° A SALD 1/2	1/2	24		
	FMES019	F90° A SALD 3/4	3/4	32		
	FMES025	F90° A SALD 1"	1"	38		
	FMES032	F90° A SALD 1"1/4	1"1/4	46		
	FMES038	F90° A SALD 1"1/2	1"1/2	55		
	FMES050	F90° A SALD 2"	2"	65		
	FMES060	F90° A SALD 2"1/2	2"1/2	85		

GIUNZIONE TONDA A SALDARE MASCHIO		D				
	GNA000006	GIUNZ. A SALD M 1/4	1/4			
	GNA000010	GIUNZ. A SALD M 3/8	3/8			
	GNA000013	GIUNZ. A SALD M 1/2	1/2			
	GNA000019	GIUNZ. A SALD M 3/4	3/4			
	GNA000025	GIUNZ. A SALD M 1"	1"			
	GNA000032	GIUNZ. A SALD M 1"1/4	1"1/4			
	GNA000038	GIUNZ. A SALD M 1"1/2	1"1/2			
	GNA000050	GIUNZ. A SALD M 2"	2"			

MANICOTTO CILINDRICO		D	D1	L		
	MCA005	MANICOTTO 1/8	1/8	16	23	
	MCA006	MANICOTTO 1/4	1/4	19	30	
	MCA010	MANICOTTO 3/8	3/8	24	35	
	MCA013	MANICOTTO 1/2	1/2	30	40	
	MCA016	MANICOTTO 5/8				
	MCA019	MANICOTTO 3/4	3/4	36	45	
	MCA025	MANICOTTO 1"	1"	43	50	
	MCA032	MANICOTTO 1"1/4	1"1/4	55	60	
	MCA038	MANICOTTO 1"1/2	1"1/2	62	60	
	MCA050	MANICOTTO 2"	2"	70	60	


MEZZO NIPPLO GAS A SALDARE		D	CH			
	MNA000005	MEZZO NIPPLO 1/8	1/8	14		
	MNA000006	MEZZO NIPPLO 1/4	1/4	19		
	MNA000010	MEZZO NIPPLO 3/8	3/8	22		
	MNA000013	MEZZO NIPPLO 1/2	1/2	27		
	MNA000016	MEZZO NIPPLO 5/8	5/8	27		
	MNA000019	MEZZO NIPPLO 3/4	3/4	32		
	MNA000025	MEZZO NIPPLO 1"	1"	38		
	MNA000032	MEZZO NIPPLO 1"1/4	1"1/4	50		
	MNA000038	MEZZO NIPPLO 1"1/2	1"1/2	55		
	MNA000050	MEZZO NIPPLO 2"	2"	65		
	MNA000060	MEZZO NIPPLO 2"1/2	2"1/2	75		
	MNA000070	MEZZO NIPPLO 3"	3"	90		


	MEZZO NIPPLO METRICO A SALDARE		D	CH			
	MNB000010	MEZZO NIPPLO 10x1	10x1				
	MNB000012	MEZZO NIPPLO 12x1,5	12x1,5	17			
	MNB000014	MEZZO NIPPLO 14x1,5	14x1,5	19			
	MNB000016	MEZZO NIPPLO 16x1,5	16x1,5	22			
	MNB000018	MEZZO NIPPLO 18x1,5	18x1,5	24			
	MNB000020	MEZZO NIPPLO 20x1,5	20x1,5	27			
	MNB000022	MEZZO NIPPLO 22x1,5	22x1,5	27			
	MNB000024	MEZZO NIPPLO 24x1,5	24x1,5	32			
	MNB000026	MEZZO NIPPLO 26x1,5	26x1,5	32			
MNB000030	MEZZO NIPPLO 30x1,5	30x1,5	38				

	MEZZO NIPPLO JIC		CH	T			
	MNJ011T06	MEZZO NIPPLO JIC 7/16	12	6			
	MNJ013T08	MEZZO NIPPLO JIC 1/2	14	8			
	MNJ013T10	MEZZO NIPPLO JIC 1/2	14	10			
	MNJ014T10	MEZZO NIPPLO JIC 9/16	19	10			
	MNJ014T12	MEZZO NIPPLO JIC 9/16	19	12			
	MNJ019T12	MEZZO NIPPLO JIC 3/4	22	12			
	MNJ019T16	MEZZO NIPPLO JIC 3/4	22	16			
	MNJ019T18	MEZZO NIPPLO JIC 3/4	22	18			
	MNJ022T14	MEZZO NIPPLO JIC 7/8	24	14			
	MNJ022T16	MEZZO NIPPLO JIC 7/8	24	16			
	MNJ022T18	MEZZO NIPPLO JIC 7/8	27	18			
	MNJ022T22	MEZZO NIPPLO JIC 7/8	27	22			
	MNJ027T18	MEZZO NIPPLO JIC 1"1/16	32	18			
	MNJ027T20	MEZZO NIPPLO JIC 1"1/16	32	20			
	MNJ027T25	MEZZO NIPPLO JIC 1"1/16	32	25			
	MNJ033T25	MEZZO NIPPLO JIC 1"5/16	36	25			
	MNJ041T32	MEZZO NIPPLO JIC 1"5/8	50	32			
MNJ047T38	MEZZO NIPPLO JIC 1"7/8	55	38				

	MASCHIO CONICO A SALDARE		D	CH			
	MSBS005	MAS CON A SALD 1/8	1/8	14			
	MSBS006	MAS CON A SALD 1/4	1/4	17			
	MSBS010	MAS CON A SALD 3/8	3/8	19			
	MSBS013	MAS CON A SALD 1/2	1/2	22			
	MSBS016	MAS CON A SALD 5/8	5/8	24			
	MSBS019	MAS CON A SALD 3/4	3/4	27			
	MSBS025	MAS CON A SALD 1"	1"	34			
	MSBS032	MAS CON A SALD 1"1/4	1"1/4	46			
	MSBS038	MAS CON A SALD 1"1/2	1"1/2	50			
	MSBS050	MAS CON A SALD 2"	2"	60			
	MSBS060	MAS CON A SALD 2"1/2	2"1/2	75			
	MSBS070	MAS CON A SALD 3"	3"	90			



MASCHIO NPT A SALDARE		D	CH			
	MSCS006	MAS NPT A SALD 1/4	1/4	17		
	MSCS010	MAS NPT A SALD 3/8	3/8	19		
	MSCS013	MAS NPT A SALD 1/2	1/2	22		
	MSCS019	MAS NPT A SALD 3/4	3/4	27		
	MSCS025	MAS NPT A SALD 1"	1"	34		
	MSCS032	MAS NPT A SALD 1"1/4	1"1/4	46		
	MSCS038	MAS NPT A SALD 1"1/2	1"1/2	50		
	MSCS050	MAS NPT A SALD 2"	1"	60		


OCCHIO A SALDARE		D	T			
	OCS005T06	OCCHIO 1/8 T. 6	1/8	6		
	OCS006T06	OCCHIO 1/4 T. 6	1/4	6		
	OCS006T08	OCCHIO 1/4 T. 8	1/4	8		
	OCS006T10	OCCHIO 1/4 T.10	1/4	10		
	OCS006T12	OCCHIO 1/4 T.11	1/4	12		
	OCS010T10	OCCHIO 3/8 T.10	3/8	10		
	OCS010T12	OCCHIO 3/8 T.12	3/8	12		
	OCS010T14	OCCHIO 3/8 T.14	3/8	14		
	OCS013T10	OCCHIO 1/2 T.10	1/2	10		
	OCS013T12	OCCHIO 1/2 T.12	1/2	13		
	OCS013T14	OCCHIO 1/2 T.14	1/2	14		
	OCS013T15	OCCHIO 1/2 T.15	1/2	15		
	OCS013T16	OCCHIO 1/2 T.16	1/2	16		
	OCS013T18	OCCHIO 1/2 T.18	1/2	18		
	OCS019T20	OCCHIO 3/4 T.20	3/4	20		
	OCS019T22	OCCHIO 3/4 T.22	3/4	22		
	OCS025T25	OCCHIO 1" T.25	1"	25		
OCS025T27	OCCHIO 1" T.27	1"	27			





OCCHIO METRICO A SALDARE		D	T			
OCBS006T04	OCCHIO A SALD 6 T.4	6	4			
OCBS008T04	OCCHIO A SALD 8 T.4	8	4			
OCBS008T05	OCCHIO A SALD 8 T.5	8	5			
OCBS008T06	OCCHIO A SALD 8 T.6	8	6			
OCBS010T06	OCCHIO A SALD 10 T.6	10	6			
OCBS010T08	OCCHIO A SALD 10 T.8	10	8			
OCBS012T06	OCCHIO A SALD 12 T.6	12	6			
OCBS012T08	OCCHIO A SALD 12 T.8	12	8			
OCBS012T10	OCCHIO A SALD 12 T.10	12	10			
OCBS014T06	OCCHIO A SALD 14 T.6	14	6			
OCBS014T08	OCCHIO A SALD 14 T.8	14	8			
OCBS014T10	OCCHIO A SALD 14 T.10	14	10			
OCBS014T12	OCCHIO A SALD 14 T.12	14	12			
OCBS016T10	OCCHIO A SALD 16 T.10	16	10			
OCBS016T12	OCCHIO A SALD 16 T.12	16	12			
OCBS016T14	OCCHIO A SALD 16 T.14	16	14			
OCBS018T10	OCCHIO A SALD 18 T.20	18	10			
OCBS018T12	OCCHIO A SALD 18 T.12	18	12			
OCBS018T14	OCCHIO A SALD 18 T.14	18	14			
OCBS018T15	OCCHIO A SALD 18 T.15	18	15			
OCBS018T16	OCCHIO A SALD 18 T.16	18	16			
OCBS018T18	OCCHIO A SALD 18 T.18	18	18			
OCBS020T10	OCCHIO A SALD 20 T.10	20	10			
OCBS020T12	OCCHIO A SALD 20 T.12	20	12			
OCBS020T14	OCCHIO A SALD 20 T.14	20	14			
OCBS020T15	OCCHIO A SALD 20 T.15	20	15			
OCBS020T16	OCCHIO A SALD 20 T.16	20	16			
OCBS022T10	OCCHIO A SALD 22 T.10	22	10			
OCBS022T12	OCCHIO A SALD 22 T.12	22	12			
OCBS022T14	OCCHIO A SALD 22 T.14	22	14			
OCBS022T16	OCCHIO A SALD 22 T.16	22	16			
OCBS022T18	OCCHIO A SALD 22 T.18	22	18			
OCBS022T20	OCCHIO A SALD 22 T.20	22	20			
OCBS024T16	OCCHIO A SALD 24 T.16	24	16			
OCBS024T18	OCCHIO A SALD 24 T.18	24	18			
OCBS024T20	OCCHIO A SALD 24 T.20	24	20			
OCBS026T20	OCCHIO A SALD 26 T.20	26	20			
OCBS026T22	OCCHIO A SALD 26 T.22	26	22			
OCBS030T28	OCCHIO A SALD 30 T.28	30	28			


RACCORDERIA


RECUPERABILE


	GHIERA R1 RECUPERABILE		D	CH	L	INT
	ZBC100005	GHIERA 3/16 R1 REC	3/16	17		
	ZBC100006	GHIERA 1/4 R1 REC	1/4	19	36	10,5
	ZBC100008	GHIERA 5/16 R1 REC	5/16	20	38	12,5
	ZBC100010	GHIERA 3/8 R1 REC	3/8	22	42	14,6
	ZBC100013	GHIERA 1/2 R1 REC	1/2	27	50	17,5
	ZBC100016	GHIERA 5/8 R1 REC	5/8			
	ZBC100019	GHIERA 3/4 R1 REC	3/4	32	59	24,5
	ZBC100025	GHIERA 1" R1 REC	1"	41	71	32,0
	ZBC100032	GHIERA 1"1/4 R1 REC	1"1/4	50	85	
ZBC100038	GHIERA 1"1/2 R1 REC	1"1/2				


	GHIERA R1T RECUPERABILE		D	CH	L	INT
	ZBC1T005	GHIERA 3/16 R1T REC	3/16	17		11,0
	ZBC1T006	GHIERA 1/4 R1T REC	1/4	19	36	12,6
	ZBC1T008	GHIERA 5/16 R1T REC	5/16	20	38	14,0
	ZBC1T010	GHIERA 3/8 R1T REC	3/8	22	42	16,2
	ZBC1T013	GHIERA 1/2 R1T REC	1/2	27	50	19,5
	ZBC1T016	GHIERA 5/8 R1T REC	5/8			22,5
	ZBC1T019	GHIERA 3/4 R1T REC	3/4	32	59	26,5
	ZBC1T025	GHIERA 1" R1T REC	1"	41	71	34,5
	ZBC1T032	GHIERA 1"1/4 R1T REC	1"1/4	50	85	42,2
ZBC1T038	GHIERA 1"1/2 R1T REC	1"1/2			48,6	


	GHIERA R2 RECUPERABILE		D	CH	L	INT
	ZBC200006	GHIERA 1/4 R2 REC	1/4	19	36	11,5
	ZBC200008	GHIERA 5/16 R2 REC	5/16	22	39	13,5
	ZBC200010	GHIERA 3/8 R2 REC	3/8	24	42	16,0
	ZBC200013	GHIERA 1/2 R2 REC	1/2	27	49	19,0
	ZBC200016	GHIERA 5/8 R2 REC	5/8			22,0
	ZBC200019	GHIERA 3/4 R2 REC	3/4	34	59	25,5
	ZBC200025	GHIERA 1" R2 REC	1"	46	71	33,5
	ZBC200032	GHIERA 1"1/4 R2 REC	1"1/4	55	86	42,0
	ZBC200038	GHIERA 1"1/2 R2 REC	1"1/2	60		


	GHIERA R2T RECUPERABILE		D	CH	L	INT
	ZBC2T006	GHIERA 1/4 R2T REC	1/4	19	36	14,0
	ZBC2T008	GHIERA 5/16 R2T REC	5/16	22	39	15,0
	ZBC2T010	GHIERA 3/8 R2T REC	3/8	24	42	17,5
	ZBC2T013	GHIERA 1/2 R2T REC	1/2	27	50	20,0
	ZBC2T016	GHIERA 5/8 R2T REC	5/8			24,0
	ZBC2T019	GHIERA 3/4 R2T REC	3/4	34	59	27,5
	ZBC2T025	GHIERA 1" R2T REC	1"	46	71	36,5
	ZBC2T032	GHIERA 1"1/4 R2T REC	1"1/4	55	86	
	ZBC2T038	GHIERA 1"1/2 R2T REC	1"1/2	60		


	GHIERA R3/R5 RECUPERABILE		D	CH	L	INT
	ZBC3006	GHIERA 1/4 R3/R5 REC	1/4			13,5
	ZBC3008	GHIERA 5/16 R3/R5 REC	5/16			15,5
	ZBC3010	GHIERA 3/8 R3/R5 REC	3/8			17,5
	ZBC3013	GHIERA 1/2 R3/R5 REC	1/2	27	50	21,5
	ZBC3016	GHIERA 5/8 R5 REC	5/8			25,0
	ZBC3019	GHIERA 3/4 R3 REC	3/4	36	59	30,0
	ZBC3025	GHIERA 1" R3 REC	1"	46	71	36,5
	ZBC3032	GHIERA 1"1/4 R3 REC	1"1/4	55		47,5
ZBC3038	GHIERA 1"1/2 R3 REC	1"1/2	60		54,0	


	GHIERA R7 RECUPERABILE		D	CH	L	INT
	ZBC7004	GHIERA R7 1/8 REC	1/8			
	ZBC70048	GHIERA R7 5/32 REC	5/32			
	ZBC7005	GHIERA R7 3/16 REC int.9	3/16	17	34	9,0
	ZBC7006	GHIERA R7 1/4 REC	1/4	17	34	11,4
	ZBC7008	GHIERA R7 5/16 REC	5/16	19	37	13,6
	ZBC7010	GHIERA R7 3/8 REC	3/8	22	40	15,2
	ZBC7013	GHIERA R7 1/2 REC	1/2	27	50	21,0


	GHIERA HP1 RECUPERABILE		D	CH	L	INT
	ZBCHP1005	GHIERA 3/16 HP1 REC int.9,5	3/16	17	34	9,5
	ZBCHP1006	GHIERA 1/4 HP1 REC.	1/4	17	34	
	ZBCHP1008	GHIERA 5/16 HP1 REC	5/16	19	37	
	ZBCHP1010	GHIERA 3/8 HP1 REC	3/8	22	40	
	ZBCHP1013	GHIERA 1/2 HP1 REC	1/2	27	41	


	ERMETO DIRITTO RECUP. SL		D	D1		
	ZERA06-05	ERM DIR 6-3/16 REC	6	3/16		
	ZERA06-06	ERM DIR 6-1/4 REC	6	1/4		
	ZERA08-06	ERM DIR 8-1/4 REC	8	1/4		
	ZERA08-08	ERM DIR 8-5/16 REC	8	5/16		
	ZERA10-08	ERM DIR 10-5/16 REC	10	5/16		
	ZERA12-10	ERM DIR 12-3/8 REC	12	3/8		
	ZERA15-10	ERM DIR 15-3/8 REC	15	3/8		
	ZERA15-13	ERM DIR 15-1/2 REC	15	1/2		
	ZERA18-16	ERM DIR 18-5/8 REC	18	5/8		
	ZERA22-19	ERM DIR 22-3/4 REC	22	3/4		
ZERA28-25	ERM DIR 28-1" REC	28	1"			


	ERMETO DIRITTO RECUPER. SP		D	D1			
	ZERB10-06	ERM DIR 10-1/4 REC	10	1/4			
	ZERB12-08	ERM DIR 12-5/16 REC	12	5/16			
	ZERB14-10	ERM DIR 14-3/8 REC	14	3/8			
	ZERB16-13	ERM DIR 16-1/2 REC	16	1/2			
	ZERB20-16	ERM DIR 20-5/8 REC	20	5/8			
	ZERB20-19	ERM DIR 20-3/4 REC	20	3/4			
	ZERB25-19	ERM DIR 25-3/4 REC	25	3/4			
	ZERB25-25	ERM DIR 25-1" REC	25	1"			
ZERB30-25	ERM DIR 30-1" REC	30	1"				

	ERMETO 90 RECUPERABILE SP		D	D1			
	ZERC06-06	ERM 90 6-1/4 REC	6	1/4			
	ZERC08-06	ERM 90 8-1/4 REC	8	1/4			
	ZERC10-08	ERM 90 10-5/16 REC	10	5/16			
	ZERC12-10	ERM 90 12-3/8 REC	12	3/8			
	ZERC15-13	ERM 90 15-1/2 REC	15	1/2			
	ZERC18-16	ERM 90 18-5/8 REC	18	5/8			
	ZERC22-19	ERM 90 22-3/4 REC	22	3/4			
ZERC28-25	ERM 90 28-1" REC	28	1"				


	ERMETO 90 RECUPERABILE SP		D	D1			
	ZERD10-06	ERM 90 10-1/4 REC	10	1/4			
	ZERD12-08	ERM 90 12-5/16 REC	12	5/16			
	ZERD14-10	ERM 90 14-3/8 REC	14	3/8			
	ZERD16-13	ERM 90 16-1/2 REC	16	1/2			
	ZERD20-16	ERM 90 20-5/8 REC	20	5/8			
	ZERB20-19	ERM 90 20-3/4 REC	20	3/4			
	ZERD25-19	ERM 90 25-3/4 REC	25	3/4			
	ZERD25-25	ERM 90 25-1" REC	25	1"			
ZERD30-25	ERM 90 30-1" REC	30	1"				


	FEMMINA DIRITTA RECUPERABILE			D	D1	CH		
	ZFMA05-05	FEMM. 1/8-3/16 REC.	1/8	3/16	14			
	ZFMA06-05	FEMM. 1/4-3/16 REC.	1/4	3/16	19			
	ZFMA06-06	FEMM. 1/4-1/4 REC.	1/4	1/4	19			
	ZFMA06-08	FEMM. 1/4-5/16 REC.	1/4	5/16	19			
	ZFMA10-06	FEMM. 3/8-1/4 REC.	3/8	1/4	22			
	ZFMA10-08	FEMM. 3/8-5/16 REC.	3/8	5/16	22			
	ZFMA10-10	FEMM. 3/8-3/8 REC.	3/8	3/8	22			
	ZFMA13-10	FEMM. 1/2-3/8 REC.	1/2	3/8	27			
	ZFMA13-13	FEMM. 1/2-1/2 REC.	1/2	1/2	27			
	ZFMA16-16	FEMM. 5/8-5/8 REC.	5/8	5/8	30			
	ZFMA19-16	FEMM. 3/4-5/8 REC.	3/4	5/8	32			
	ZFMA19-19	FEMM. 3/4-3/4 REC.	3/4	3/4	32			
	ZFMA25-25	FEMM. 1"-1" REC.	1"	1"	38			
ZFMA32-32	FEMM. 1"1/4-1"1/4 REC.	1"1/4	1"1/4	50				
ZFMA38-38	FEMM. 1"1/2-1"1/2 REC.	1"1/2	1"1/2	55				


	FEMM. METRICA RECUPERABILE		D	D1	CH		
	ZFMB14-06	FEM. 14x1,5-1/4 REC	14x1,5	1/4	19		
	ZFMB16-06	FEM. 16x1,5-1/4 REC	16x1,5	1/4	19		
	ZFMB16-08	FEM. 16x1,5-5/16 REC	16x1,5	5/16	22		
	ZFMB16-10	FEM. 16x1,5-3/8 REC	16x1,5	3/8	22		
	ZFMB18-10	FEM. 18x1,5-3/8 REC	18x1,5	3/8	24		
	ZFMB22-13	FEM. 22x1,5-1/2 REC	22x1,5	1/2	27		
	ZFMB24-13	FEM. 24x1,5-1/2 REC	24x1,5	1/2	30		
	ZFMB26-16	FEM. 26x1,5-5/8 REC	26x1,5	5/8	32		
ZFMB26-19	FEM. 26x1,5-3/4 REC	26x1,5	3/4	32			


	FEMMINA JIC DIR RECUPERABILE		D	D1	CH		
	ZFMC11-06	FEM. JIC 7/16-1/4 REC	7/16	1/4	14		
	ZFMC13-05	FEM. JIC 1/2-3/16 REC	1/2	3/16	17		
	ZFMC13-06	FEM. JIC 1/2-1/4 REC	1/2	3/16	17		
	ZFMC14-06	FEM. JIC 9/16-1/4 REC	9/16	1/4	19		
	ZFMC14-08	FEM. JIC 9/16-5/16 REC	9/16	5/16	19		
	ZFMC19-10	FEM JIC 3/4-3/8 REC	3/4	3/8	24		
	ZFMC19-13	FEM JIC 3/4-1/2 REC	3/4	1/2	24		
	ZFMC22-13	FEM JIC 7/8-1/2 REC	7/8	1/2	27		
	ZFMC27-19	FEM JIC 1"1/16-3/4 REC	1"1/16	3/4	32		
ZFMC33-25	FEM JIC 1"5/16-1" REC	1"5/16	1"	38			


	FEMMINA 45 RECUPERABILE		D	D1	CH		
	ZFMD06-06	FEM. 45 1/4-1/4 REC	1/4	1/4	19		
	ZFMD10-10	FEM. 45 3/8-3/8 REC	3/8	3/8	22		
	ZFMD13-13	FEM. 45 1/2-1/2 REC	1/2	1/2	27		
	ZFMD19-19	FEM. 45 3/4-3/4 REC	3/4	3/4	32		
	ZFMD25-25	FEM. 45 1"-1" REC	1"	1"	38		
	ZFMD32-32	FEM. 45 1"1/4-1"1/4 REC	1"1/4	1"1/4	50		
ZFMD38-38	FEM. 45 1"1/2-1"1/2 REC	1"1/2	1"1/2	55			


	FEMMINA 90 RECUPERABILE		D	D1	CH		
	ZFME05-05	FEM. 90 1/8-3/16 REC	1/8	3/16	14		
	ZFME06-06	FEM. 90 1/4-1/4 REC	1/4	1/4	19		
	ZFME10-08	FEM. 90 3/8-5/16 REC	3/8	5/16	22		
	ZFME10-10	FEM. 90 3/8-3/8 REC	3/8	3/8	22		
	ZFME13-13	FEM. 90 1/2-1/2 REC	1/2	1/2	27		
	ZFME19-19	FEM. 90 3/4-3/4 REC	3/4	3/4	32		
	ZFME25-25	FEM. 90 1"-1" REC	1"	1"	38		
	ZFME32-32	FEM. 90 1"1/4-1"1/4 REC	1"1/4	1"1/4	50		
ZFME38-38	FEM. 90 1"1/2-1"1/2 REC	1"1/2	1"1/2	55			

	FEM MET 90-45 DOPPIO ESAGONO		D	D1	CH		
	ZFMG14-06	FEM 90 14x1,5-1/4 REC	14x1,5	1/4	19		
	ZFMG16-08	FEM 90 16x1,5-5/16 RE	16x1,5	5/16	22		
	ZFMG16-10	FEM 90 16x1,5-3/8 REC	16x1,5	3/8	22		
	ZFMG18-10	FEM 90 18x1,5-3/8 REC	18x1,5	3/8	24		
	ZFMG22-13	FEM 90 22x1,5-1/2 REC	22x1,5	1/2	27		
	ZFMG26-19	FEM 90 26x1,5-3/4 REC	26x1,5	3/4	32		


	FEMM 90 JIC DIR DOPPIO ESAGONO		D	D1	CH		
	ZFMH11-06	F.90 JIC 7/16-1/4 REC	7/16	1/4	14		
	ZFMH13-06	F.90 JIC 1/2-1/4 REC	1/2	1/4	17		
	ZFMH14-06	F.90 JIC 9/16-1/4 REC	9/16	1/4	19		
	ZFMH14-08	F.90 JIC 9/16-5/16 REC	9/16	5/16	19		
	ZFMH19-10	F.90 JIC 3/4-3/8 REC	3/4	3/8	24		
	ZFMH19-13	F.90 JIC 3/4-3/8 REC	3/4	1/2			
	ZFMH22-13	F.90 JIC 7/8-1/2 REC	7/8	1/2	27		
	ZFMH27-19	F.90 JIC 1"1/16-3/4 REC	1"1/16	3/4	32		
ZFMH33-25	F.90 JIC 1"5/16-1" REC	1"5/16	1"	38			

	MASCHIO GAS-CIL RECUPERABLE		D	D1	CH		
	ZMSA06-06	MAS 1/4-1/4 REC	1/4	1/4	17		
	ZMSA10-08	MAS 3/8-5/16 REC	3/8	5/16	22		
	ZMSA10-10	MAS 3/8-3/8 REC	3/8	3/8	22		
	ZMSA13-13	MAS 1/2-1/2 REC	1/2	1/2	27		
	ZMSA19-19	MAS 3/4-3/4 REC	3/4	3/4	32		
	ZMSA25-25	MAS 1"-1" REC	1"	1"	38		

	MASCHIO CONICO RECUPERABLE		D	D1	CH		
	ZMSB06-06	MAS CON 1/4-1/4 REC	1/4	1/4	14		
	ZMSB10-10	MAS CON 3/8-3/8 REC	3/8	3/8	19		
	ZMSB13-13	MAS CON 1/2-1/2 REC	1/2	1/2	22		
	ZMSB16-16	MAS CON 5/8-5/8 REC	5/8	5/8	24		
	ZMSB19-16	MAS CON 3/4-5/8 REC	3/4	5/8	27		
	ZMSB19-19	MAS CON 3/4-3/4 REC	3/4	3/4	27		
	ZMSB25-19	MAS CON 1"-3/4 REC	1"	3/4	36		
	ZMSB25-25	MAS CON 1"-1" REC	1"	1"	36		


	MASCHIO METRICO RECUPERABLE		D	D1	CH		
	ZMSD14-06	MAS 14x1,5-1/4 REC	14x1,5	1/4	17		
	ZMSD16-08	MAS 16x1,5-5/16 REC	16x1,5	5/16	22		
	ZMSD16-10	MAS 16x1,5-3/8 REC	16x1,5	3/8	22		
	ZMSD18-10	MAS 18x1,5-3/8 REC	18x1,5	3/8	24		
	ZMSD22-10	MAS 22x1,5-3/8 REC	22x1,5	3/8	27		
	ZMSD22-13	MAS 22x1,5-1/2 REC	22x1,5	1/2	27		
	ZMSD26-16	MAS 26x1,5-5/8 REC	26x1,5	5/8	32		
	ZMSD26-19	MAS 26x1,5-3/4 REC	26x1,5	3/4	32		





	OCCHIO RECUPERABILE		D	D1			
	ZOCA06-06	OCCHIO 1/4-1/4 REC.	1/4	1/4			
	ZOCA10-06	OCCHIO 3/8-1/4 REC.	3/8	1/4			
	ZOCA10-08	OCCHIO 3/8-5/16 REC.	3/8	5/16			
	ZOCA10-10	OCCHIO 3/8-3/8 REC.	3/8	3/8			
	ZOCA13-13	OCCHIO 1/2-1/2 REC.	1/2	1/2			
	ZOCA19-19	OCCHIO 3/4-3/4 REC.	3/4	3/4			
	OCCHIO RECUPERABILE METRICO		D	D1			
	ZOCB12-06	OCCHIO 12-1/4 REC.	12x1,5	1/4			
	ZOCB14-06	OCCHIO 14-1/4 REC.	14x1,5	1/4			


RACCORDERIA


ASA

	MANICOTTO CILINDRICO ASA3000					
	MCASA3005	1/8				
	MCASA3006	1/4				
	MCASA3010	3/8				
	MCASA3013	1/2				
	MCASA3019	3/4				
	MCASA3025	1"				
	MCASA3032	1"1/4				
	MCASA3038	1"1/2				
	MCASA3050	2"				
	MCASA3060	2"1/2				
	MCASA3070	3"				
	MCASA3100	4"				

	GOMITO FEMMINA ASA2000					
	RGFFASA200006	1/4				
	RGFFASA200010	3/8				
	RGFFASA200013	1/2				
	RGFFASA200019	3/4				
	RGFFASA200025	1"				
	RGFFASA200032	1"1/4				
	RGFFASA200038	1"1/2				
	RGFFASA200050	2"				
	RGFFASA200070	3"				


	TEE FEMMINA ASA2000					
	RTFFASA200006	1/4				
	RTFFASA200010	3/8				
	RTFFASA200013	1/2				
	RTFFASA200019	3/4				
	RTFFASA200025	1"				
	RTFFASA200032	1"1/4				
	RTFFASA200038	1"1/2				
	RTFFASA200050	2"				
	RTFFASA200060	3"				

	CROCE FEMMINA ASA2000					
	RXFFASA2006	1/4				
	RXFFASA2010	3/8				
	RXFFASA2013	1/2				
	RXFFASA2019	3/4				
	RXFFASA2025	1"				
	RXFFASA2032	1"1/4				
	RXFFASA2038	1"1/2				
RXFFASA2050	2"					


	MANICOTTO NPTF ASA3000					
	MCTASA3005	1/8				
	MCTASA3006	1/4				
	MCTASA3010	3/8				
	MCTASA3013	1/2				
	MCTASA3019	3/4				
	MCTASA3025	1"				
	MCTASA3032	1"1/4				
	MCTASA3038	1"1/2				
	MCTASA3050	2"				
	MCTASA3060	2"1/2				
	MCTASA3070	3"				
	MCTASA3100	4"				


	GOMITO NPTF FEMMINA ASA2000					
	RGFTASA200006	1/4				
	RGFTASA200010	3/8				
	RGFTASA200013	1/2				
	RGFTASA200019	3/4				
	RGFTASA200025	1"				
	RGFTASA200032	1"1/4				
	RGFTASA200038	1"1/2				
	RGFTASA200050	2"				
	RGFTASA200060	2"1/2				
	RGFTASA200070	3"				

	TEE NPTF FEMMINA ASA2000					
	RTFTASA200006	1/4				
	RTFTASA200010	3/8				
	RTFTASA200013	1/2				
	RTFTASA200019	3/4				
	RTFTASA200025	1"				
	RTFTASA200032	1"1/4				
	RTFTASA200038	1"1/2				
	RTFTASA200050	2"				
	RTFTASA200060	2"1/2				
	RTFTASA200070	3"				

	CROCE NPTF FEMMINA ASA2000					
	RXFTASA2006	1/4				
	RXFTASA2010	3/8				
	RXFTASA2013	1/2				
	RXFTASA2019	3/4				
	RXFTASA2025	1"				
	RXFTASA2032	1"1/4				
	RXFTASA2038	1"1/2				
RXFTASA2050	2"					

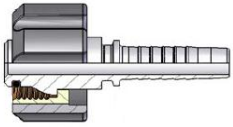
COLLARI

SINGOLO COMPLETO		D					
	CO1006	COLLARE 6	6				
	CO1008	COLLARE 8	8				
	CO1010	COLLARE 10	10				
	CO1012	COLLARE 12	12				
	CO1014	COLLARE 14	14				
	CO1015	COLLARE 15	15				
	CO1016	COLLARE 16	16				
	CO1018	COLLARE 18	18				
	CO1020	COLLARE 20	20				
	CO1022	COLLARE 22	22				
	CO1025	COLLARE 25	25				
	CO1026	COLLARE 26	26				
	CO1027	COLLARE 26,9-3/4	3/4				
	CO1028	COLLARE 28	28				
	CO1030	COLLARE 30	30				
	CO1032	COLLARE 32	32				
	CO1033	COLLARE 33,7-1"	1"				
	CO1035	COLLARE 35	35				
	CO1038	COLLARE 38	38				
	CO1042	COLLARE 42	42				
	CO1043	COLLARE 42,4-1"1/4	1"1/4				
	CO1044	COLLARE 44	44				
	CO1048	COLLARE 48,3-1"1/2	1"1/2				
	CO1060	COLLARE 60,3-2"	2"				
	CO1076	COLLARE 76,1-2"1/2	2"1/2				
	CO1089	COLLARE 88,9-3"	3"				

DOPPIO COMPLETO		D					
	CO2006	COLLARE 6	6				
	CO2008	COLLARE 8	8				
	CO2010	COLLARE 10	10				
	CO2012	COLLARE 12	12				
	CO2014	COLLARE 14	14				
	CO2015	COLLARE 15	15				
	CO2016	COLLARE 16	16				
	CO2018	COLLARE 18	18				
	CO2020	COLLARE 20	20				
	CO2022	COLLARE 22	22				
	CO2025	COLLARE 25	25				
	CO2027	COLLARE 26,9-3/4	3/4				
	CO2028	COLLARE 28	28				
	CO2030	COLLARE 30	30				
	CO2033	COLLARE 33,7-1"	1"				
	CO2035	COLLARE 35	35				
	CO2038	COLLARE 38	38				
	CO2042	COLLARE 42,4-1"1/4	1"1/4				
	CO2048	COLLARE 48,3-1"1/2	1"1/2				
	CO2060	COLLARE 60,3-2"	2"				

RACCORDERIA

HYDROPULITRICE



FEMMINA IDROPULTRICE <sup>1</sup>		TEST.					
FMBH022-06	FEMM 22X1,5-1/4	D.14					
FMBH022-08	FEMM 22X1,5-5/16	D.14					
FMBH022-10	FEMM 22X1,5-3/8	D.14					
FMBH023-06	FEMM 22X1,5-1/4	D.15					
FMBH023-08	FEMM 22X1,5-5/16	D.15					
FMBH023-10	FEMM 22X1,5-3/8	D.15					

ATTACCO PISTOLE IDROPULTRICI		TEST.					
APH010-06	ATTACCO D.10-1/4	D.10	1/4				
APH010-08	ATTACCO D.10-5/16	D.10	5/16				
APH011-06	ATTACCO D.11-1/4	D.11	1/4				
APH011-08	ATTACCO D.11-5/16	D.11	5/16				



MANICOTTO GOMMA		D. INT	D. EST	L			
BLU							
MCHB006	1/4	16	31	118			
MCHB008	5/16	18	31	118			
MCHB010	3/8	21	35	128			
MCHB013	1/2	23	35	128			
NERO							
MCHN006	1/4	16	31	118			
MCHN008	5/16	18	31	118			
MCHN010	3/8	21	35	128			
MCHN013	1/2	23	35	128			